

Maryland Annual Deer Report

2009

2010



**Wildlife & Heritage
Service**



This publication of the
Maryland Department of Natural Resources, Wildlife and Heritage Service
was written and compiled by the Deer Project Staff.

Brian Eyler, Deer Project Leader

George Timko, Assistant Deer Project Leader

Publication composition and illustration by Wade Henry, Outreach and Education Program.

Introduction

Thank you for your interest in deer hunting and deer management in Maryland. Maryland is fortunate to have fertile soils and excellent habitat for producing quality deer. At the same time, there is no shortage of refuge areas in Maryland, and there are typically fewer deer hunters in Maryland than many other states. When combined, these factors enable the Department of Natural Resources (DNR) to ensure a quality deer hunting experience for hunters while at the same time permitting very liberal seasons and bag limits.

A Winter to Remember

Maryland deer hunters experienced a wild ride during the 2009-10 season as Mother Nature decided to make up for quite a few winters that were nearly absent of snow. The state experienced two blizzards and numerous other measurable snowfalls beginning in December, and much of the state remained snow-covered for a couple of months. Garrett County ended the year with over 20 feet of snow and had over six feet on the ground at one time.

Not surprisingly, a common question has been “what has all of this snow done to the deer population”? Thankfully, not much. The Department received several reports of dead deer that were most likely winterkill, but by and large, the population appears to have survived just fine. Also, biologists with the Department surveyed key deer yard areas in western Maryland during the spring and observed very little mortality. Deer, like all wildlife, are adapted to survive conditions such as we experienced this past winter. There’s no doubt that it wasn’t easy on them, and some of last year’s fawns most likely didn’t survive, but all indications suggest the herd will be just fine.

The Deer Project

The DNR Deer Project is responsible for managing native white-tailed deer and exotic sika deer. The Deer Project utilizes broad-based deer management techniques under guidance of the current 10-year deer management plan. The current 2009-2018 plan has five major goals:

- Population Goal: Use diverse and progressive methods to ensure the long-term viability of Maryland’s white-tailed deer population through comprehensive research, efficient monitoring,

public outreach, trained staff and effective management.

- Education Goal: Educate Maryland citizens on all aspects of deer biology, including management tools, disease issues, economic aspects and recreational opportunities.
- Recreation Goal: Provide the opportunity for all citizens to safely, fairly and ethically enjoy diverse deer-related recreational experiences and traditions consistent with established deer population trend goals.
- Damage Goal: Identify and actively address the negative impacts the deer population has on human interests and the ecosystem in a manner consistent with the long term viability of the deer population in Maryland.



- Operational Resources Goal: Ensure that all necessary resources are available to support the proper management of white-tailed deer in Maryland.

The 2009-2018 deer plan is available for download at http://dnr.maryland.gov/wildlife/hunt_trap/pdfs/2009-2018marylandwtdeerplan.pdf.

During the last couple of decades, the primary focus of the Deer Project has been to slow, and more recently, reduce a rapidly growing deer population. While hunting remains the most cost-effective and efficient population control mechanism available in most Maryland landscapes, continued urbanization has necessitated the development and use of non-lethal techniques where hunting is not

practical or acceptable. Therefore, the Deer Project employs a blend of hunting-related deer management methods and proven non-lethal deer management techniques to manage deer.

To remain up-to-date on current deer management techniques and methods, Maryland Deer Project staff are members of the Northeast Deer Technical Committee and Southeast Deer Technical Committee. Staff routinely meet and share information with deer biologists and managers from other eastern states and Canadian provinces as they relate to current deer management and biology.

Maryland Public Attitudes Regarding Deer Management

The majority of the Maryland public recognizes the value of deer hunting as an effective management tool. A 2007 survey by Responsive Management found that 36% of the Maryland general

public were strongly in favor of deer hunting, 25% were somewhat in favor, 19% were neutral or had no opinion, 10% were somewhat opposed to deer hunting, and 10% were strongly opposed. Similarly, 76% of the general public agreed or strongly agreed that deer should be hunted to maintain a healthy population. The survey found that 44% of the general public felt population control was the most important reason for deer hunting, 24% thought hunting for the meat was most important, 14% for sport/recreation, 10% no good reason, 5% don't know, and 1% thought to be with family/friends was most important

Overall, when asked how they prefer the deer population to be managed in their area, the top three responses by the Maryland general public were: 45% for legal, recreational hunting, 33% for birth control/immunocontraception, and 16% indicated they preferred professional removal via sharpshooters.

Deer Hunting Economics

Along with the positive recreational benefits and population management that deer hunting provides, it also provides significant economic benefits to Maryland. A recent survey sponsored by the Association of Fish and Wildlife Agencies found that deer hunting in 2006 generated over \$113 million in retail sales with a total multiplier effect of over \$190 million contributed to Maryland's economy. Deer hunting in Maryland supports nearly 2,300 jobs and generates \$71 million in salaries, wages, and business owner's income, \$15 million in state and local tax revenue, and \$16 million in federal tax revenue.

White-tailed Deer History

Prior to the arrival of European immigrants, white-tailed deer inhabited all of Maryland and eastern North America. Native Americans hunted deer during all seasons. In Maryland, wolves and mountain lions preyed on all age classes and sexes of white-tailed deer.

The first European settlers in Maryland found ample white-tailed deer populations. Deer meat and hides provided them with food and clothing. Venison recipes from those early settlers have been passed down through generations.

As the colony prospered and human populations multiplied, unregulated market hunting and the destruction of habitat (deforestation) caused deer populations to decline drastically throughout the 1700s. Market hunters sold deer meat to colonists and shipped deer hides to England's booming leather industry. With settlements expanding across the state during the 1800s, deer populations continued to drop, and mountain lions and wolves were exterminated. By 1900, white-tailed deer only inhabited limited sections of far western Maryland.

Since the birth of modern wildlife management in the early 1900s, Maryland's deer population has expanded dramatically to fill all available habitats. State wildlife biologists, working hand-in-hand with private citizens, re-established white-tailed deer in all counties in the state. Some native deer were trapped in western Maryland and released into unoccupied habitat elsewhere. A few deer were obtained from other states and released across Maryland. The majority of deer relocated after World War II came from a large population inhabiting Aberdeen Proving Grounds in Harford County. Deer relocation efforts ended in the early 1960s when most areas of the state supported a self-sustaining deer herd.

Early hunting seasons of the 1930s and 1940s prohibited the taking of antlerless deer in order to allow for the continued growth and expansion of re-located deer herds. As deer numbers climbed and all deer habitat became populated, deer seasons and bag limits became more liberal. Across Maryland, current deer seasons and bag limits encourage the harvest of antlerless deer in order to manage deer populations. At the same time these regulations encourage hunters to be more selective with antlered buck harvest.

Since white-tailed deer thrive in habitat that is composed of woods and openings, the expansion of housing developments into forests or onto farms provides excellent whitetail habitat. Streets and home sites created in a wooded area produce habitat preferred by white-tailed deer. Open farm fields become better deer habitat as new homeowners plant trees and shrubs on their home site. Deer populations have escalated in these suburban landscapes where exceptional habitat is available and hunting becomes limited.

Sika Deer History

Maryland sika deer are originally from Yakushima Island in southern Japan and can be found in the marshes, swamps, wet woodlands, and agricultural fields in portions of the lower Eastern Shore. Populations exist mainly in Dorchester County and on Assateague Island in Worcester County. However, harvest data and reported sightings indicate that sika deer are slowly expanding into similar but more limited marshy habitat in portions of Wicomico, Caroline, and Somerset counties.

Sika deer became established on the lower Eastern Shore after being released by Clement Henry on James Island (Dorchester County) and by Dr. Charles Law on Assateague Island (Worcester County) during the early 1900s. Exactly how they initially made their way from Japan to the Eastern Shore is unknown. The small number of sika deer in the original stock (approximately six individuals) has resulted in relatively low genetic variability within the population today. However,

Table 1
Maryland Reported Antlered and Antlerless Deer Harvest for the
Bow, Firearm, and Muzzleloader Hunting Seasons by County, 2009-2010

COUNTY	BOW			FIREARM			MUZZLELOADER			TOTAL		
	Antlered	Antlerless	Sub Total	Antlered	Antlerless	Sub Total	Antlered	Antlerless	Sub Total	Antlered	Antlerless	Grand Total
Allegany	640	419	1059	1317	1118	2435	358	656	1014	2315	2193	4508
Anne Arundel	413	845	1258	380	898	1278	151	376	527	944	2119	3063
Baltimore	958	2327	3285	677	1684	2361	268	838	1106	1903	4849	6752
Calvert	223	396	619	363	751	1114	146	377	523	732	1524	2256
Caroline												
White-tailed	209	328	537	433	1026	1459	180	456	636	822	1810	2632
Sika	0	0	0	1	1	2	0	0	0	1	1	2
Carroll	557	864	1421	946	1920	2866	276	610	886	1779	3394	5173
Cecil	321	653	974	590	1337	1927	165	374	539	1076	2364	3440
Charles	508	846	1354	846	1652	2498	315	821	1136	1669	3319	4988
Dorchester												
White-tailed	149	240	389	645	1451	2096	185	384	569	979	2075	3054
Sika	225	258	483	504	577	1081	303	243	546	1032	1078	2110
Frederick	707	1191	1898	1565	3304	4869	462	1218	1680	2734	5713	8447
Garrett	682	506	1188	1497	1234	2731	470	533	1003	2649	2273	4922
Harford	485	872	1357	430	1057	1487	183	523	706	1098	2452	3550
Aberdeen Proving Ground	79	283	317	53	97	150	12	23	35	144	358	502
Howard	368	942	1310	330	921	1251	132	362	494	830	2225	3055
Kent	297	475	772	651	1614	2265	247	539	786	1195	2628	3823
Montgomery	643	1457	2100	629	1943	2572	259	668	927	1531	4068	5599
Prince George's	320	647	967	399	840	1239	179	377	556	898	1864	2762
Queen Anne's	341	542	883	662	1771	2433	263	572	835	1266	2885	4151
St. Mary's	397	646	1043	644	1307	1951	235	639	874	1276	2592	3868
Somerset												
White-tailed	150	222	372	557	1203	1760	134	312	446	841	1737	2578
Sika	1	0	1	0	0	0	0	0	0	1	0	1
Talbot	207	334	541	482	1440	1922	171	356	527	860	2130	2990
Washington	775	1356	2131	1682	3254	4936	383	1137	1520	2840	5747	8587
Wicomico												
White-tailed	197	335	532	678	1475	2153	172	476	648	1047	2286	3333
Sika	9	2	11	13	17	30	7	11	18	29	30	59
Worcester												
White-tailed	175	334	509	855	2193	3048	188	503	691	1218	3030	4248
Sika	11	51	62	40	102	142	1	5	6	52	158	210
TOTAL	10047	17326	27373	17869	36187	54056	5845	13389	19234	33761	66902	100663



Maryland sika deer display no ill effects from the small founder population and appear as healthy or healthier than native white-tailed deer. Currently, DNR's sika deer management goal is to maintain this exotic species at current levels so that hunting opportunities are balanced with agricultural deprecation and whitetail competition issues across the lower Eastern Shore.

Sika deer hunting is very popular in Dorchester County and on Assateague Island. Nonresidents and hunters from other areas of Maryland now travel to the lower Eastern Shore with hopes of taking a trophy sika stag with six points. Professional guide services are available that cater exclusively to sika deer hunters. Recent survey figures indicate that approximately 4,000 hunters annually pursue sika deer for over 20,000 hunter days per year.

Past biological data collected by DNR staff indicate that the average field-dressed weight of a 1.5 year-old male sika deer averages 53 pounds, while 3.5+ year-old males top 80 pounds. Sika stags that were 3.5+ years of age averaged 5.5 antler points, while 2.5 year-old deer had 4.1 points. Field-dressed yearling (1.5 years old) females averaged 45 pounds with 3.5+ year-old females weighing about 60 pounds.

Sika deer tend to use different habitats than native white-tailed deer that share the same area. Although home range sizes are similar between the two species, sika deer use forested wetlands, marshes, and the interface between these two habitats much more than white-tailed deer. Sika deer do not appear to rely on agricultural lands to the extent that white-tailed deer do. It is unknown whether sika deer prefer the forested wetlands and marshes of Dorchester County, or if competing white-tailed deer relegate them there.

Previous research directed by DNR confirmed that sika deer have a lower annual reproductive

output than white-tailed deer. Sika females tend to bear a single calf while whitetail females over 1.5 years old frequently bear two fawns. DNR's research found that about 25% of sika female fawns were pregnant while up to 50% of white-tailed female fawns had bred. However, sika deer tend to be longer-lived than white-tailed deer, and probably produce as many, or more, calves in their lifetime as do female white-tailed deer. Tagged individuals from previous research studies have been harvested or observed 10+ years after they were initially captured. Numerous sika deer aged by DNR staff often have teeth worn below the gum line indicating significant age. One sika female was aged at 20+ years using the cementum annuli aging technique. The longer life span of sika deer may result from their use of habitat that is more difficult to hunt, thus, not as many are harvested each year as compared to white-tailed deer.

As more information is collected on sika deer in Maryland, it becomes apparent that more research is needed to understand their life history traits and the role they play in the ecosystem. The Deer Project is currently cooperating with University of Delaware in Dorchester County to study dispersal and movements of juvenile sika stags in relation to survival and range expansion. Over 50 yearling stags have been radio-collared and their movements followed. Early results suggest that yearling stags may not disperse until their second year of life and that hunting mortality is relatively low. A companion study is using trail cameras to estimate sika deer population densities in the area. A full report will be available at the conclusion of the study in 2010. Food habits, timing of reproduction and calf survival are several of the questions intended to be addressed in future studies.

2010-11 Deer Hunting Regulation Changes

The 2010 spring regulatory and legislative cycle saw multiple changes regarding deer management. Regulation proposals that were adopted by DNR for the 2010-11 hunting season included:

- Allowing crossbows to be used statewide during the entire archery season;
- Moving the Region A boundary east from the Allegany-Washington County line to Clear Spring in Washington County;
- Changing the sika deer bag limit from one antlered and one antlerless per weapon to two sika deer, no more than one antlered, per weapon;
- Permitting sika deer to be hunted during the antlerless-only portion of the early muzzleloader season and during the 2-day January firearm season.

Figure 1

Maryland Reported Deer Harvest for the Bow, Firearm, and Muzzleloader Seasons, 2000-2009

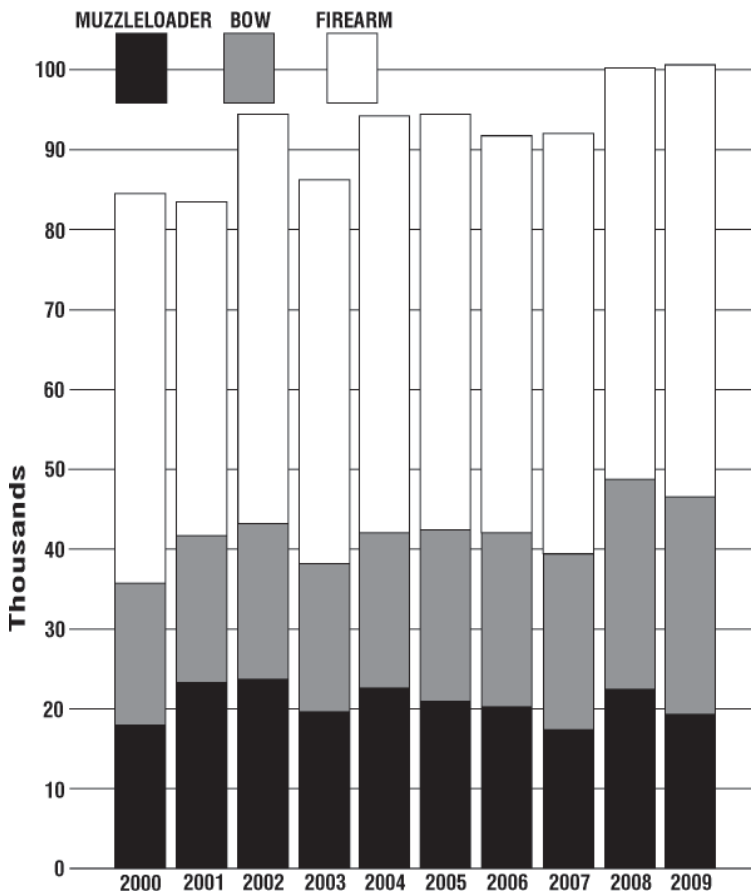


Figure 2

Maryland Reported Antlered and Antlerless Deer Harvest, 2000-2009

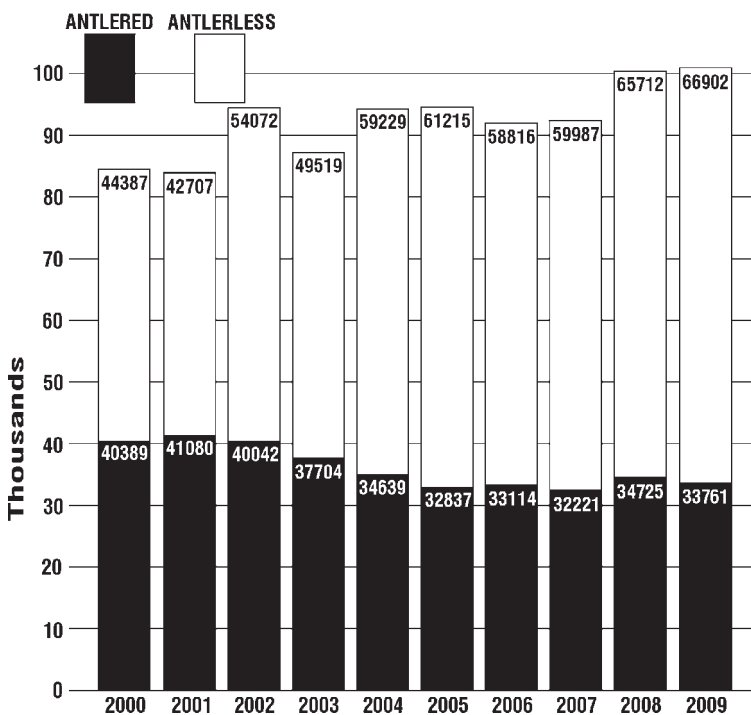


Table 2

Maryland Reported Sunday Hunting Deer Harvest by County, 2009-2010

COUNTY	Bow Season			Firearm Season		
	Antlered	Antlerless	Total	Antlered	Antlerless	Total
Allegany ¹	3	1	4	114	4	118
Anne Arundel ¹	8	6	14	33	69	102
Calvert ¹	2	1	3	42	87	129
Caroline ¹	6	4	10	49	108	157
Cecil ¹	6	5	11	61	107	168
Charles ¹	10	10	20	102	161	263
Dorchester ²						
White-tailed	6	16	22	86	135	221
Sika	14	7	21	80	63	143
Frederick ²	36	96	132	151	270	421
Garrett ¹	7	6	13	148	1	149
Harford ¹	13	26	39	60	117	177
Kent ¹	8	6	14	66	144	210
Montgomery ¹	6	14	20	41	90	131
Queen Anne's ¹	4	3	7	82	213	295
St. Mary's ²	25	45	70	76	125	201
Somerset ²	14	18	32	55	135	190
Talbot ¹	3	4	7	45	137	182
Washington ²	28	70	98	167	223	390
Wicomico ²						
White-tailed	13	26	39	65	162	227
Sika	0	1	1	0	2	2
Worcester ²						
White-tailed	13	23	36	111	247	358
Sika	1	0	1	0	0	0
TOTAL	226	388	614	1634	2600	4234

¹ Bow season was open on Sunday November 1, 2009. Firearm season was open on Sunday November 29, 2009.

² Bow season was open on Sundays October 11, October 18, October 25, November 1, and November 8, 2009. Firearm season was open on Sunday November 29, 2009.

Legislatively, several bills involving deer hunting were adopted during the 2010 session in Annapolis. They included:

- Expanding Sunday hunting in Allegany, Calvert, Charles, Garrett, St. Mary's, and Talbot counties;
- Reducing the safety zone from 150 yards to 50 yards for archery hunting only in Frederick County.

Additional information about these changes can be obtained in the annual 2010-11 Guide to Hunting and Trapping that comes with your hunting license.

2009-10 Deer Harvest

Maryland deer hunters once again set a record by harvesting 100,663 deer in 2009-10; just slightly higher than the 100,437 harvested the year before (Table 1, Figure 1). The harvest was comprised of 33,761 antlered deer and 66,902 antlerless deer (Figure 2). The antlerless harvest included 56,299 does and 10,603 button bucks. Compared to 2008-09, the harvest of antlered deer decreased 3% while the antlerless harvest increased 2%.

In Region A (Garrett and Allegany counties), hunters reported 9,430 deer in 2009-10, a 5% decrease from the 2008-09 total. The antlered harvest decreased 8% to 4,964 deer this year, while the antlerless harvest of 4,466 deer was down 1%. Region A hunters continue to harvest good numbers of antlerless deer due to the additional day of antlerless firearm hunting on private lands that was added in 2008. The extra day was provided at the request of landowners in the region who wanted more opportunities to effectively manage deer numbers on their land.

The reported deer harvest in the remainder of the state (Region B) was relatively consistent for most counties. Hunters in Region B reported taking 91,233 deer for the year. The antlered harvest of 28,797 deer was 2% lower than last year, while the antlerless harvest increased 2% to 62,436 deer. Washington County once again led the harvest totals with 8,587 deer, followed by Frederick County with 8,447 and Baltimore County with 6,752 deer.

The deer harvest in Maryland's suburban counties (Anne Arundel, Baltimore, Howard, Montgomery, and Prince George's counties) continues to be strong. Hunters in these counties reported 21,231 deer for 2009-10; up 1% over 2008-09. DNR has liberalized antlerless harvest regulations in these counties in an effort to address the impacts that high deer populations have on Maryland's suburban landscape and residents.

Regulation changes for the 2009-10 deer season permitted Sunday hunting for the first time on Frederick County private lands. Frederick County deer hunters reported taking 132 deer with archery equipment on the five Sundays when archery hunting was permitted, and 421 deer on the first Sunday of the two week firearm season (Table 2).

Bow Season

Bow season in Maryland opens September 15 and closes January 31. Resident and non-resident hunters purchased approximately 51,000 and 7,500 bow stamps, respectively in 2009-10. The stamps are required to hunt deer with a bow during the bow season. The average Maryland vertical bowhunter typically hunts for about 13 days each season and 35 - 40% of bowhunters take one deer or more each year. Approximately 7,500 hunters

Table 3
Maryland Reported Crossbow Deer Harvest
by County, 2009-2010

COUNTY	Crossbow Season ¹			All Other Times ²			Grand Total
	Antlered	Antlerless	Total	Antlered	Antlerless	Total	
Allegany	25	37	62	77	66	143	205
Anne Arundel	123	272	395	7	18	25	420
Baltimore	208	514	722	24	95	119	841
Calvert	4	29	33	26	55	81	114
Caroline	8	12	20	11	22	33	53
Carroll	17	37	54	58	87	145	199
Cecil	9	24	33	38	61	99	132
Charles	19	64	83	70	107	177	260
Dorchester							
White-tailed	8	12	20	27	39	66	86
Sika	27	27	54	18	27	45	99
Frederick	28	66	94	66	124	190	284
Garrett	36	43	79	96	62	158	237
Harford	15	53	68	79	132	211	279
Aberdeen Proving Ground	2	12	14	10	21	31	45
Howard	101	228	329	15	27	42	371
Kent	9	28	37	33	46	79	116
Montgomery	172	395	567	20	74	94	661
Prince George's	69	159	228	2	15	17	245
Queen Anne's	8	18	26	23	50	73	99
St. Mary's	11	46	57	37	74	111	168
Somerset	6	11	17	25	25	50	67
Talbot	4	20	24	22	36	58	82
Washington	31	90	121	103	172	275	396
Wicomico							
White-tailed	5	10	15	21	34	55	70
Sika	0	0	0	1	1	2	2
Worcester							
White-tailed	3	14	17	25	28	53	70
Sika	3	8	11	1	19	20	31
TOTAL	951	2229	3180	935	1517	2452	5632

¹ Crossbow season was September 15, 2009 - January 30, 2010 in Anne Arundel, Baltimore, Howard, Montgomery, and Prince George's counties. Crossbow season was October 1-15, 2009 and January 15-30, 2010 in all other counties.

² All other times include deer taken by disabled hunters with crossbow permits, 65 or older hunters permitted to use a crossbow anytime, and deer taken with a crossbow during the muzzleloader and firearm seasons.

currently hunt deer with a crossbow. The average crossbow hunter uses a crossbow for eight days each year and approximately 35% are successful in taking one or more deer per year.

In 2009-10:

- Archers (vertical and crossbow) reported taking 27,373 deer compared to 26,346 in 2008-09, an increase of 4% (Table 1).

Table 4
Maryland Reported 2-Week Firearm Season Deer
Harvest by County, 2009-2010

COUNTY	Antlered	Antlerless	Total
Allegany	1235	1061	2296
Anne Arundel	333	712	1045
Baltimore	575	1251	1826
Calvert	301	648	949
Caroline			
White-tailed	383	851	1234
Sika	1	1	2
Carroll	796	1581	2377
Cecil	507	992	1499
Charles	732	1367	2099
Dorchester			
White-tailed	559	1254	1813
Sika	493	568	1061
Frederick	1355	2699	4054
Garrett	1354	1159	2513
Harford	385	844	1229
Aberdeen Proving Ground	7	26	33
Howard	217	501	718
Kent	528	1269	1797
Montgomery	479	1165	1644
Prince George's	343	637	980
Queen Anne's	576	1480	2056
St. Mary's	559	1160	1719
Somerset	457	1035	1492
Talbot	412	1206	1618
Washington	1516	2729	4245
Wicomico			
White-tailed	573	1274	1847
Sika	12	16	28
Worcester			
White-tailed	710	1896	2606
Sika	15	36	51
TOTAL	15413	29418	44831

- There were 10,047 antlered deer (37%) and 17,326 antlerless deer harvested with vertical bows and crossbows.
- The antlered bow harvest decreased 0.5% and the antlerless harvest (15,242 does and 2,084 button bucks) increased 7% over the previous year.
- Crossbow hunters took 951 antlered deer and 2,229 antlerless deer during the crossbow season (Table 3).
- Eighty-five percent of the archery harvest came from private lands.
- Bowhunters took 614 deer (226 antlered, 388 antlerless) on Sundays open to bowhunting on private land across 19 counties (Table 2).

Firearm Season

The statewide firearm season begins the Saturday after Thanksgiving and runs for the following two weeks. In Region B, hunters have an additional two days of firearm hunting in early January. Deer taken during managed hunts outside the normal deer seasons are also counted as firearm kills. Approximately 56,000 hunters pursue deer with a firearm each year in Maryland. The average deer hunter spends about five days each year pursuing deer with a firearm and approximately 45% of firearm hunters bag at least one deer each year.

In 2009-10:

- Firearm hunters statewide harvested 54,056 deer compared to 51,576 deer in 2008-09, an increase of 5% (Table 1).
- There were 17,869 antlered deer (33%) and 36,187 antlerless deer harvested with firearms.
- The antlered harvest decreased 1% and the antlerless harvest (29,777 does and 6,410 button bucks) increased 7% over the previous year.
- The majority (83% in 2009-10) of the firearm season harvest occurs during the 2-week season that begins the Saturday after Thanksgiving (Table 4).
- Firearm hunters took 54% of all deer harvested in Maryland compared to 51% last season. (Figure 1).
- The majority (88%) of the firearm harvest was taken on private property.
- Firearm hunters bagged 4,234 deer (1,634 antlered and 2,600 antlerless) on Sunday, November 29, 2009 across private lands in 19 counties (Table 2).
- Junior deer hunters bagged 1,955 deer (1,171 antlered and 784 antlerless) on the Junior Hunt day held November 14, 2009 (Table 5).
- The 2-day January firearm season in Region B was held on January 8 and 9, 2010. Hunters took 5,879 deer, and 83% of the harvest was antlerless deer (Table 6).

Table 5
Maryland Reported Junior Day Deer Harvest
by County, 2009-2010

COUNTY	Antlered	Antlerless	Total
Allegany	82	57	139
Anne Arundel	11	10	21
Baltimore	24	25	49
Calvert	27	7	34
Caroline	25	23	48
Carroll	82	44	126
Cecil	35	20	55
Charles	36	31	67
Dorchester			
White-tailed	53	39	92
Sika	10	8	18
Frederick	114	55	169
Garrett	143	75	218
Harford	18	16	34
Aberdeen Proving Ground	1	1	2
Howard	17	14	31
Kent	45	46	91
Montgomery	37	36	73
Prince George's	11	5	16
Queen Anne's	45	35	80
St. Mary's	28	18	46
Somerset	55	37	92
Talbot	30	17	47
Washington	109	83	192
Wicomico	55	36	91
Worcester	78	46	124
TOTAL	1171	784	1955

Table 6
Maryland Reported 2-Day January Firearm Season
Deer Harvest by County, 2009-2010

COUNTY	Antlered	Antlerless	Total
Anne Arundel	33	168	201
Baltimore	75	337	412
Calvert	35	95	130
Caroline	25	152	177
Carroll	68	294	362
Cecil	45	225	270
Charles	73	247	320
Dorchester	32	156	188
Frederick	96	550	646
Harford	26	170	196
Aberdeen Proving Ground	1	7	8
Howard	23	143	166
Kent	48	268	316
Montgomery	40	324	364
Prince George's	43	160	203
Queen Anne's	41	255	296
St. Mary's	46	120	166
Somerset	45	131	176
Talbot	40	217	257
Washington	57	441	498
Wicomico	50	165	215
Worcester	65	247	312
TOTAL	1007	4872	5879

Table 7
Maryland Reported Early Muzzleloader Season
Deer Harvest by County, 2009-2010

COUNTY	Antlered	Antlerless	Total
Allegany	250	179	429
Anne Arundel	96	198	294
Baltimore	160	412	572
Calvert	83	190	273
Caroline	125	273	398
Carroll	211	346	557
Cecil	117	241	358
Charles	163	445	608
Dorchester			
White-tailed	148	260	408
Sika	235	140	375
Frederick	296	675	971
Garrett	358	243	601
Harford	115	278	393
Aberdeen Proving Ground	10	15	25
Howard	69	170	239
Kent	185	305	490
Montgomery	150	313	463
Prince George's	95	203	298
Queen Anne's	206	331	537
St. Mary's	130	405	535
Somerset	88	199	287
Talbot	122	220	342
Washington	274	626	900
Wicomico			
White-tailed	98	301	399
Sika	5	3	8
Worcester			
White-tailed	139	328	467
Sika	1	3	4
TOTAL	3929	7302	11231

Table 8
Maryland Reported Late Muzzleloader Season
Deer Harvest by County, 2009-2010

COUNTY	Antlered	Antlerless	Total
Allegany	108	477	585
Anne Arundel	55	178	233
Baltimore	108	426	534
Calvert	63	187	250
Caroline	55	183	238
Carroll	65	264	329
Cecil	48	133	181
Charles	152	376	528
Dorchester			
White-tailed	37	124	161
Sika	68	103	171
Frederick	166	543	709
Garrett	112	290	402
Harford	68	245	313
Aberdeen Proving Ground	2	8	10
Howard	63	192	255
Kent	62	234	296
Montgomery	109	355	464
Prince George's	84	174	258
Queen Anne's	57	241	298
St. Mary's	105	234	339
Somerset	46	113	159
Talbot	49	136	185
Washington	109	511	620
Wicomico			
White-tailed	74	175	249
Sika	2	8	10
Worcester			
White-tailed	49	175	224
Sika	0	2	2
TOTAL	1916	6087	8003

Muzzleloader Season

The 2009-10 statewide, either-sex muzzleloader season included three days in October (October 22 - 24) and two weeks during late December and early January (December 19 – January 2). Region B continued with a six day antlerless-only muzzleloader season (October 26 - 31) to provide for additional deer population management through antlerless deer harvest. The October muzzleloader season is set annually to begin the first Thursday after the 15th of the month.

Resident and non-resident hunters purchased approximately 59,900 and 7,900 muzzleloader stamps, respectively in 2009-10. The stamps are required to hunt deer with a muzzleloader or to hunt deer with a bow during the muzzleloader season. Maryland muzzleloader hunters pursue deer for about 2.8 days per hunter during the October season and for about 3.3 days in the late two-week season. Approximately 35% of blackpowder hunters were successful in harvesting at least one deer last year.

In 2009-10:

- The muzzleloader harvest totaled 19,234 deer compared to 22,515 in 2008-09, a decrease of 15% (Table 1).
- There were 5,845 antlered deer and 13,389 antlerless deer harvested with muzzleloaders. Antlerless deer represented 70% of the total muzzleloader harvest.
- The antlered harvest decreased 16% and the antlerless harvest (11,280 does and 2,109 button bucks) decreased 14% over the previous year.
- The October muzzleloader harvest totaled 11,231 deer (3,929 antlered and 7,302 antlerless), a 16% decrease over the previous year's harvest of 13,435 deer (Table 7).
- The December muzzleloader harvest totaled 8,003 deer (1,916 antlered and 6,087 antlerless), a 12% decrease over the previous year (Table 8).
- The October muzzleloader season accounted for 58% of the total muzzleloader harvest for the year.
- Muzzleloader hunters took 90% of their total harvest on private lands.

Maryland DNR Deer Plan

Maryland's first statewide 10-Year White-tailed Deer Management Plan was created in 1998 and has guided all phases of deer management in Maryland since that time. The Deer Project began revising the 10-year plan in 2007 and completed the process during 2009. The revised plan provides information on deer biology and management in Maryland and outlines the responsibilities and goals of the Deer Project team. The plan and supporting documents are available on the DNR website

Table 9

Maryland Yearling Buck (1 1/2 Year Old) Vital Statistics by County, 2009-2010

COUNTY	% Yearling Bucks	Average Points	Average Beam Diameter (mm)
Allegany	77	4.3	18.5
Anne Arundel	47	3.8	19.7
Baltimore	54	3.7	21.0
Calvert	60	3.8	19.2
Caroline	68	4.9	20.4
Carroll	61	4.2	19.7
Cecil	54	4.4	19.8
Charles	40	3.7	17.8
Dorchester	54	4.4	20.0
Frederick	60	4.5	19.3
Garrett	74	4.1	19.5
Harford	57	5.0	21.7
Howard	48	3.7	17.6
Kent	61	4.6	19.2
Montgomery	57	3.6	19.4
Prince George's	45	3.5	18.4
Queen Anne's	53	5.2	21.3
St. Mary's	58	3.5	17.1
Somerset	49	3.7	17.9
Talbot	49	4.4	20.0
Washington	65	4.2	18.7
Wicomico	46	3.8	18.1
Worcester	57	3.7	17.3

Deer Research and Data Use

In 2009-10, 4,413 deer were examined at butcher shops across the state during the muzzleloader and firearm seasons. At the butcher shops, sex and age of the deer were determined and antler measurements were recorded for bucks. Deer were also checked for evidence of illness or disease. The yearly sample of harvested deer provides valuable information that is used to estimate deer population numbers and to detect any changes in deer herd reproductive potential. It is also used to monitor the overall health of deer and the effects of changes to seasons and bag limits made to better manage deer populations.

Staff and volunteers determine the age of each deer by the wear and replacement of its teeth. As young deer get older their milk teeth are replaced with permanent teeth. As adult deer age, their

permanent teeth begin to wear down. This enables biologists to reliably categorize deer as fawns (less than one year old), yearlings (approximately 1.5 years old) or adults (two years and older). The proportions of deer in each age class and their gender are then used in reconstruction models to develop and follow trends in the state's deer population.

The antler beam circumference measurements of yearling male deer that are brought to butcher shops are used as indicators of the reproductive potential and health of the deer herd. Yearling males in good habitat with moderate deer numbers will have larger antler beam diameters than those in higher populations or poorer habitat. Abundant food and modest competition translates into more energy available for antler growth. This is most evident in the yearling age class. Trends in these measurements can indicate deer herd over-population and habitat degradation. Overall, Maryland's long-term data for these indicators show healthy, productive deer populations across the state (Table 9).

In 2009-10, DNR staff once again collected outside antler spread measurements for yearling and adult white-tailed deer. Similar to last year, 95% of yearling male deer in Maryland had maximum outside antler spreads of less than 14 inches while 77% of adult (2.5+ age) whitetail bucks had spreads 14 inches or greater. Staff will continue to collect antler spread measurements in coming years to evaluate long term trends. These data will be useful in the future if the Department considers implementing antler restriction regulations for quality deer management purposes.

Deer examined at the butcher shops are also examined for evidence of hemorrhagic disease; a viral disease spread by biting midges. Hemorrhagic disease (HD), or "Blue-tongue", commonly appears in late summer and early fall. Deer that have survived HD and are harvested will exhibit hooves with sloughing or peeling tissue. These deer are still suitable for human consumption. HD occurs yearly in Maryland, although it varies in intensity. The results of this yearly, statewide examination are reported to the Southeastern Cooperative Wildlife Disease Study (SCWDS) in Athens, Georgia as part of a nationwide survey. The HD study with SCWDS is one of the oldest and most complete nationwide wildlife disease investigations in the country.

Significant HD outbreaks typically occur every 3 – 5 years. The last significant outbreak in Maryland occurred during the 2007-08 season. While numerous dead deer were reported during this outbreak, it had little effect on the white-tailed deer population. Only a few cases of HD have been reported in Maryland during the 2008-09 and 2009-10 seasons. DNR will continue to monitor for HD in the coming years.

Research by the State Chapter of the Quality Deer Management Association (QDMA)

The Maryland State Chapter of QDMA has been recently engaged in two research projects studying the reproductive timing of white-tailed deer in Maryland and population trends of white-tailed deer on several urban environmental areas in central Maryland.

QDMA staff and volunteers examined the reproductive tracts of 274 female deer harvested during the 2008 hunting season and 332 female deer harvested during the 2009 season to identify time of breeding and number of fetuses carried. Approximately 66% of the female deer examined during the study were pregnant, of which 43% were carrying one fetus, 54% were carrying two fetuses, and 3% were carrying 3 fetuses. Using fetus measuring scales to backdate to the time of conception, it was determined that peak breeding in Maryland occurred during the first three weeks of November. Approximately 84% of the deer examined were bred between November 2 and November 22. During this period, and just prior to it, is when bucks will be most active looking for receptive females to breed.

QDMA staff are also conducting camera census surveys in conjunction with local students on several central Maryland environmental areas to estimate white-tailed deer population numbers. Trail cameras have been used at Piney Run Park, Hashawha Environmental Center, and Harford Glen Environmental Education Center to study deer populations. To date, deer populations exceeding 200 deer/square mile have been documented at some of these areas.

Information concerning white-tailed deer reproductive rates and population densities in urban areas are important components for effective management of deer in Maryland. For further information on these studies, visit the Maryland QDMA website at <http://www.marylandqdma.com>.

CWD Research

Chronic Wasting Disease (CWD) is a disease of the central nervous system that causes death in cervids. CWD has historically been a disease of the West, although it has now been detected east of the Mississippi River in Wisconsin, Illinois, New York, West Virginia and Virginia. Since 2002, over 6,700 samples have been collected from Maryland deer and tested for CWD. Over 1,100 samples were collected for CWD in 2009. To date, CWD has not been detected in any of the samples collected in Maryland. Testing in Maryland is a precautionary measure and proactively monitoring for the disease will allow DNR to respond quickly should it be detected.

West Virginia detected CWD in free-ranging deer during 2005 in Hampshire County, approximately 9.5 miles south of the Maryland-West Virginia border of Allegany County. To date, West Virginia DNR has found 62 deer with the disease and it has moved within 6.5 miles of Maryland's border. In 2009, Virginia also detected CWD in a free-ranging deer in Frederick County, VA, approximately 14 miles south of the Maryland-Virginia border of Washington County. In response to these discoveries, Maryland's Deer Project will concentrate CWD sampling in Allegany and Washington Counties and increase sample collections from hunter-killed deer, road-killed deer, and deer taken under Deer Management Permits.

Bowhunter Survey

The Deer Project, in cooperation with the Furbearer Project, continued the annual Bowhunter Survey in 2008-09. Bowhunters reported 17.4 bucks per 100 hours and 44.9 does per 100 hours in 2008-09. Likewise, they observed 2.58 adult does for every one adult buck and 0.57 fawns for every one adult doe in 2008-09. For more results, visit the DNR website.

The Bowhunter Survey provides observational data about furbearers, deer and other wildlife. Bowhunters record the number of animals observed during each hunt, number of hours they hunt, county of hunt, and other specific details about each hunt. If you are a bowhunter and would like to participate, contact Brent Evans at 443-786-3656 or bevans@dnr.state.md.us. Forms are also available on the DNR website at <http://www.dnr.maryland.gov>.

DNR and Maryland Counties Cooperative Deer Management

Since 1994, Maryland DNR has promoted cooperative deer management relationships with Maryland counties. Montgomery County and Howard County both developed their own deer management units manned by professional staff. Maryland DNR works closely with both counties regarding their deer management efforts. Both counties have implemented nonlethal and lethal deer management programs while maintaining majority public support. Maryland DNR staff participates in county deer management workshops, reviews and advises on county deer management plans, and issue appropriate state permits for deer management activities at the county level.

The Deer Project is continuing to work with Baltimore County and City officials, who are implementing a deer management plan. The two entities recently cooperated to permit limited public bow hunting on parts of the City-owned Loch Raven Watershed property. Under a cooperative agreement with Maryland DNR, Baltimore City

permitted bowhunters to hunt deer on a 3,500 acre section of the watershed. Hunters removed 365 deer from the Loch Raven bowhunting area during the 2009-10 hunting season.

Maryland DNR continues to work with local government agencies on deer management issues and encourages other counties to follow the lead of Montgomery, Howard, and Baltimore County and Baltimore City to develop a cooperative deer management program with the DNR. Interested county staff should contact George Timko, Maryland DNR Assistant Deer Project Leader at 301-432-4307.

Suburban Deer Management

Deer management in suburban areas ranks as one of the most difficult challenges facing wildlife agencies throughout the country. Maryland's Deer Project is charged with managing deer across the state's varied landscape for a diverse public that has different opinions on how deer should be managed. This includes the large urban/suburban corridor in the midsection of the state.

As development continues in Maryland, the conversion of forested and agricultural lands into housing developments can actually improve habitat conditions for deer. Developed areas provide more than adequate food resources and they often offer refuge from hunting. As a result, deer numbers can increase rapidly in these areas. High deer numbers lead to a greater number of negative interactions with suburban residents, decreasing the residents' tolerance of deer, and increasing the demand on DNR to somehow regulate the population.

Safety concerns and social considerations in urban areas often prevent the use of common lethal deer population control measures (i.e., hunting). Non-lethal control measures such as fencing and repellants can help reduce deer problems but they do not eliminate them. They also do not address the deer overpopulation itself.

Increasing deer-vehicle collisions, damage to ornamental plants and gardens, and damage to natural habitats are some of the problems that continue to persist when deer numbers are not directly reduced. Often times, when public tolerance levels have been surpassed, lethal control methods are considered as a last resort. At this point, the Department must provide its professional opinion as to what, if any, lethal method (i.e., managed hunt, professional sharp-shooting, etc.) is feasible for a particular scenario. Often, a combination of non-lethal and lethal techniques is recommended to help resolve the problem. The Deer Project will continue to evaluate any new deer management techniques as they are created, and promote effective methods that help reduce deer-human conflicts.

Deer Management Information

A section of the DNR website is devoted to public education on deer and deer management options. Information on nonlethal and lethal methods is provided at: http://www.dnr.state.md.us/wildlife/Hunt_Trap/deer/deer_damage/ddmtintro.asp

Further information and assistance can be obtained from George Timko, Maryland DNR Assistant Deer Project Leader at 301-432-4307.

Public Property Deer Management

DNR provides assistance to local governments, communities, and publicly owned properties that choose to address deer population issues. Public entities that desire to conduct hunts outside of the regional deer hunting season framework may do so with prior approval of DNR. Managed hunts are used to help control deer populations under special conditions on properties where stricter control of hunters is required. This allows each facility to manage deer hunting to complement their mission. Military bases and agricultural research facilities, as well as state, county, and municipal parks have developed deer hunting programs in conjunction with DNR.

To improve opportunities for the public to qualify for managed hunts, the Assistant Deer Project Leader guides the statewide Shooter Qualification Card program. This program provides public access to shooting ranges where hunters can become certified at the standards required to apply for managed hunts held across the state. Appendix 1 provides a summary of the total deer taken on Maryland public lands during the 2009-10 hunting seasons.

Deer Population

Maryland's deer population prior to the 2009-10 hunting season was estimated at 231,000 deer, close to the 2008-09 estimate of 229,000. Trends in deer abundance are commonly monitored using harvest estimates and age structure of the deer herd. These methods work well in areas where hunters have access to most of the land but are much less reliable for urban/suburban deer populations, where hunting occurs sporadically.

Liberal antlerless regulations have slowed or halted deer population growth in many areas outside the Washington D.C. to Baltimore suburban corridor. In some rural counties, the deer population has begun to decline. DNR is currently investigating additional ways to control deer in the suburban corridor where hunting is inhibited by lack of access to land.

Non-Hunting Mortality

Factors that cause mortality in deer, other than hunting, include disease, fawn predation (from bears, coyotes, bobcats, fishers, feral dogs, etc.),

Table 10
Maryland Reported Deer Vehicular Mortality by County, 2009¹

COUNTY	Male	Female	Unknown	Total
Allegany	177	296	60	533
Anne Arundel	55	59	193	307
Baltimore	214	267	1288	1769
Calvert	194	110	196	500
Caroline	24	21	54	99
Carroll	334	443	118	895
Cecil	57	77	25	159
Charles	80	281	27	388
Dorchester	40	49	2	91
Frederick	427	755	261	1443
Garrett	180	392	40	612
Harford	278	425	102	805
Howard	364	370	786	1520
Kent	46	54	9	109
Montgomery	0	0	1945	1945
Prince George's	379	366	138	883
Queen Anne's	53	30	56	139
St. Mary's	194	239	27	460
Somerset	34	36	3	73
Talbot	88	147	8	243
Washington	234	164	33	431
Wicomico	34	99	13	146
Worcester	0	0	40	40
TOTAL	3415	4406	5401	13222

¹ Estimates vary from year to year depending on effort put forth by various agencies who collect the data. Total numbers should be considered minimum estimates for a given year.

collisions with vehicles, harvest using Deer Management Permits, and harvest via sharp-shooting. Data concerning deer killed by vehicles (Table 10) is reported to the DNR by a broad spectrum of agencies (county police, state police, sheriff deputies, city police, park rangers, county roads and state roads staff, etc). Because of its many and varied sources, deer-vehicle collision data tend to vary from year to year depending on the effort put forth by the various agencies who report them. Therefore, these data should be used with caution when

Table 11
Maryland Reported Crop Damage Mortality
by County, 2009

COUNTY	Male	Female	Total
Allegany	26	264	290
Anne Arundel	15	165	180
Baltimore	78	395	473
Calvert	18	36	54
Caroline	13	92	105
Carroll	58	448	506
Cecil	44	93	137
Charles	31	346	377
Dorchester			
White-tailed	12	155	167
Sika	7	112	119
Frederick	56	473	529
Garrett	88	692	780
Harford	50	298	348
Howard	23	153	176
Kent	42	115	157
Montgomery	30	251	281
Prince George's	47	258	305
Queen Anne's	13	108	121
Somerset	26	227	253
St. Mary's	79	351	430
Talbot	60	202	262
Washington	58	330	388
Wicomico	54	316	370
Worcester	73	664	737
Other	97	216	313
TOTAL	1098	6760	7858

looking at trends over time and should be considered minimum estimates for a given year.

Besides deer-vehicle collision data obtained from the various state agencies of Maryland, State Farm Insurance Company also estimates total deer vehicle collisions based on its share of the insurance business for each state and the number of accidents reported by their clients. They project there have been approximately 27,000 deer-vehicle collisions in Maryland during each of the last seven years.

Farmers and landowners can obtain a Deer Management Permit (DMP) from DNR when deer are causing damage to commercial crops. DMPs allow farmers to harvest antlerless deer on their property outside of the regular state hunting seasons and bag limits. In 2009, 7,858 deer were taken with DMPs compared to 6,722 deer in 2008 (Table 11), an increase of about 17%. Elevated market prices for crops and significantly higher planting costs are requiring farmers to control deer more intensely than they have in the past. While regulated hunting remains the most effective way to control deer statewide, DMPs are a valuable tool for farmers protecting their livelihood.

In areas where lethal control of deer via regulated hunting is not feasible due to urbanization or security issues (i.e., military bases), sharp-shooting deer is a viable lethal alternative for controlling deer numbers. During 2009, 981 deer were harvested via sharp-shooting in Maryland. Sharp-shooting is performed by deer cooperators licensed by DNR. County and/or federal officials and a few private groups remove deer using this method.

In recent years hunters have become increasingly concerned about coyote and bear predation on deer in western Maryland. Coyotes have increased in number in Washington, Allegany, and Garrett counties over the last five years. Very young fawns in the spring can be a food source for predators. Likewise, the black bear population is expanding and population numbers are at record highs for recent times. Studies in other states indicate that bears have been shown to be equally effective or more effective at predating fawns than coyotes.

Currently, reproductive data that the Deer Project collects does not indicate coyotes or bears are having a significant impact on the western Maryland deer population. The recent decline in western Maryland's deer population can be largely attributed to the relatively high percentage of antlerless deer being taken during hunting season. While there's no doubt that coyotes and bears are predating fawns, Maryland's long-term deer data along with research and experience from nearby states indicate that their effect is minimal. The vast majority of white-tailed deer give birth to fawns within a two to four week period in May and June, which overwhelms predators like coyotes and bears. During that time, there are far more fawns on the ground than can be consumed by predators, thus ensuring

that an adequate number will survive to reproduce in coming years.

The Deer Project will continue to monitor the coyote and bear situation in Maryland and develop alternative management strategies if the need arises.

Trophy Deer Contest

Each year the Maryland Bowhunters Society and DNR cosponsor the Maryland Trophy Deer Contest. This contest recognizes hunters who have harvested trophy bucks and promotes quality Maryland deer through wise management. The goal of quality deer management is to produce deer numbers that are in balance with the available habitat and have deer that reach maximum size and are in good health.

DNR's deer management alterations continue to improve the quality of Maryland's deer herd. By encouraging antlerless deer harvest and restraining antlered buck harvest, populations will reach appropriate levels while the potential for mature antlered buck survival improves.

The 2009 Maryland Trophy Deer Contest for bucks taken in the 2007-08 hunting season was held during the Southern Maryland Hunting and Outdoor Expo at the Charles County Fairgrounds. The Boone and Crockett system is used to score antlers and both white-tailed and sika entries are accepted. The results of the 2009 contest are listed on the following pages.

The 2010 Maryland Trophy Deer Contest for deer taken during the 2008-09 hunting seasons will be held at the same location, on August 28 and 29, 2010. All entries must be present at the contest.

Maryland All Time Trophy Records

Maryland's quality habitat has produced some impressive trophy deer, with record deer coming from across the state. This table indicates the scores of the top three bucks per weapon (hunting implement), which county it was taken in, and the name of the hunter who took it. This list is compiled from information collected by Walter "Tinker" Johnson, chairman and record-keeper for the Maryland Trophy Deer Contest.

Maryland All Time Trophy Deer Records

Score	County	Name
White-tailed Deer, Firearms, Typical Antlers		
194 0/8	Kent	Kevin Miller
185 7/8	Queen Anne's	Walter Lachewitz
184 0/8	St. Mary's	Larry Day
White-tailed Deer, Firearms, Non-Typical Antlers		
268 1/8	Charles	Billy Crutchfield, Jr.
248 7/8	Charles	Donza Watson
228 4/8	Montgomery	Jack Poole
White-tailed Deer, Bow, Typical Antlers		
183 3/8	Talbot	Petey Council
178 1/8	Harford	Mark Rogowski
177 0/8	Baltimore	Richard Trayband
White-tailed Deer, Bow, Non-Typical Antlers		
220 2/8	Prince George's	Yates Claggett
207 5/8	Talbot	Richard E. Stacey, Sr.
204 6/8	Calvert	Rodney Gray
White-tailed Deer, Muzzleloader, Typical Antlers		
178 6/8	Baltimore	John Gweazdowski
171 3/8	Dorchester	Mark Bronder
170 0/8	Charles	Lawrence Parsley
White-tailed Deer, Muzzleloader, Non-Typical Antlers		
200 4/8	Dorchester	Greg Glos
199 3/8	Talbot	William Shields
186 3/8	St. Mary's	Pat Lyons
White-tailed Deer, Crossbow, Typical Antlers		
162 7/8	St. Mary's	Lawrence Copsey
157 7/8	Somerset	Chris Miller
155 7/8	Prince George's	Glen Brown
White-tailed Deer, Crossbow, Non-Typical Antlers		
179 0/8	Somerset	Ernest Hughes
170 1/8	Harford	Carl J. Wehner
160 3/8	Anne Arundel	Kevin Davis
Sika Deer, Firearms		
75 7/8	Dorchester	James Howdyshell
72 5/8	Dorchester	David King, Jr.
71 2/8	Dorchester	Steve Brownley
Sika Deer, Bow		
69 6/8	Dorchester	Lenny Hyre
68 1/8	Dorchester	Theresa Henriksen
67 2/8	Dorchester	George H. Beall, Jr.
Sika Deer, Muzzleloader		
74 6/8	Dorchester	Henry Williams, Jr.
73 4/8	Dorchester	John Eger
72 7/8	Dorchester	Milton Kern
Sika Deer, Crossbow		
52 4/8	Dorchester	Dennis Witmer

Results from the
2009 MARYLAND TROPHY DEER CONTEST
FOR THE 2007-2008 DEER HUNTING SEASONS

Sponsored by the
 Maryland Bowhunters Society and the Maryland Wildlife & Heritage Service

White-tailed Deer Firearms Season, Typical Antlers

Score	County	Name
162 7/8	Worcester	Allan Hall
160 3/8*	Queen Anne's	Roy Bolling
158 1/8	Wicomico	Jeffrey Deinlein
155 3/8	Frederick	Jeff Clark
152 1/8	Charles	Ronald Chen
143 7/8*	St. Mary's	Robert Borrell
141 7/8	Worcester	Lee Erisman
139 2/8*	St. Mary's	Gary Tennyson
135 2/8	Prince George's	Andrew Facchina
133 4/8	Wicomico	Millard McCleary
129 1/8	Queen Anne's	Richard Lodgaard
128 7/8*	St. Mary's	David Hammett
125 1/8*	Charles	Harry Mattingly, Jr.
118 0/8*	Charles	Kermit Mattingly, Sr.
105 4/8	Montgomery	Christopher Corby

* Historical

White-tailed Deer Firearm Season, Non-Typical Antlers

Score	County	Name
248 7/8	Charles	Donza Watson
185 0/8	Charles	Daniel Ramey
174 6/8*	Charles	Robert Boyce
166 1/8	Charles	Dave Chewing
151 1/8	Dorchester	Norman Wines

* Historical

White-tailed Deer Bow Season, Typical Antlers

Score	County	Name
178 1/8	Harford	Mark Rogowski
176 2/8	Cecil	Patrick Simpkins
174 5/8*	St. Mary's	Robert Martin
162 7/8**	St. Mary's	Lawrence Copsey
156 7/8*	Baltimore	Adam Swartzendruber
156 0/8**	Somerset	Chris Miller
146 4/8*	St. Mary's	Mark Wooten
144 5/8*	St. Mary's	Shawn Day
144 1/8**	Queen Anne's	Pete Pappas
143 3/8	Baltimore	Michael Berg
143 1/8	Anne Arundel	Michael Herpel
142 1/8	St. Mary's	John Fenwick
141 0/8	Frederick	Todd Crosco
140 1/8	Frederick	Robert Fritz
139 5/8	Anne Arundel	Nicholas Dimauro
138 3/8**	Harford	Malcolm Whyte
137 3/8**	Baltimore	John Williams
135 3/8	Prince George's	Anthony Mattera
135 1/8	Charles	Chris Swann
134 2/8*	St. Mary's	Shawn Day
129 3/8	Baltimore	Terry Grimm
127 6/8*	Anne Arundel	Dave Wolf
125 6/8	Anne Arundel	Larry Anderson
123 5/8*	Calvert	Robert Lilly
121 6/8*,**	Harford	Malcolm Whyte
116 5/8**	Charles	John Kern
115 5/8	Baltimore	Connor Rankin
112 3/8	Baltimore	Sonny Vella
108 0/8**	Harford	Malcolm Whyte
94 5/8*	Dorchester	Richard Lodgaard
86 5/8	Baltimore	Michael Berg
Historical*	Crossbow**	

White-tailed Deer Bow Season, Non-Typical Antlers

Score	County	Name
169 6/8	St. Mary's	Brian Hammett
164 7/8	St. Mary's	Chris Rowe
139 4/8**	St. Mary's	Rod Spade
Crossbow**		

White-tailed Deer Muzzleloader Season, Typical Antlers

Score	County	Name
159 5/8	Anne Arundel	Kevin Davis
148 0/8	St. Mary's	Glenn Reisinger
139 2/8	Queen Anne's	Shirley Hitchens
138 2/8	Frederick	David Roberts
136 4/8	Talbot	Mike Hill
132 7/8	Frederick	Sherry Timko
130 7/8*	Frederick	Edward Winfield
130 5/8	St. Mary's	David Novak
127 4/8	Frederick	Walt Allensworth
127 1/8*	Montgomery	Gary Corby
114 7/8*	Dorchester	Richard Lodgaard
112 1/8*	Prince George's	Michael Watson
102 5/8*	Prince George's	Richard Lodgaard
Historical*		

White-tailed Deer Muzzleloader Season, Non-Typical Antlers


Score	County	Name
160 0/8	Prince George's	Tom Bateman

Sika Deer, Firearm Season

Score	County	Name
71 1/8	Dorchester	Phillip Woodall
57 4/8	Dorchester	Danny Arnold

Sika Deer, Muzzleloader Season

Score	County	Name
72 7/8	Dorchester	Milton Kern
70 0/8	Dorchester	Russell Ellifritz
67 7/8	Dorchester	Kurt Uhlig



Appendix 1

Statewide Reported Antlered and Antlerless Deer Harvest by Public Hunting Area and County, 2009-2010

County/Public Area	Antlered	Antlerless
Allegany		
Belle Grove WMA	4	3
Billmeyer WMA	23	11
Dan's Mountain WMA	112	83
Green Ridge State Forest	388	248
Rocky Gap State Park	17	28
Sideling Hill WMA	31	7
Warrior Mountain WMA	67	87
Anne Arundel		
Davidsonville Receiver Station	2	2
Fort Meade	36	120
Smithsonian	17	62
Baltimore		
Gunpowder State Park	26	108
Gwynnbrook WMA	3	6
Liberty Watershed	35	103
Lock Raven Watershed	86	279
Patapsco State Park	17	45
Pretty Boy Watershed	99	201
Soldiers Delight NEA	2	99
Calvert		
Calvert Cliffs State Park	11	19
Hall Creek	2	4
Huntington Coop. (Kings Landing NRMA)	13	34
Caroline		
Chesapeake Forest Lands	0	5
Idylwild WMA	23	56
Tuckahoe State Park	4	12

County/Public Area	Antlered	Antlerless
Carroll		
Avondale WMA	4	9
Farver CWMA	0	0
Hahn CWMA	0	1
Hanover Watershed	4	32
Liberty Watershed	48	109
Maring CWMA	4	8
Morgan Run NEA	7	31
Patapsco State Park	18	42
Raincliffe CWMA	1	4
Sawmill-Spiegel Coop.	7	39
Slacks Coop.	0	12
Woodbrook CWMA	5	12
Cecil		
Bainbridge CWMA	4	62
C & D Canal	5	23
Earlville WMA	7	4
Elk Neck State Forest	12	20
Elk Neck State Park	11	61
Fair Hill NRMA	12	162
Grove Farm WMA	9	20
Charles		
Blossom Point Field Test Facility	12	21
Cedarville State Forest	5	15
Chapel Point State Park	13	29
Chapman Residual	10	25
Chapman State Park	6	13
Chicamuxen WMA	4	9
Doncaster State Forest (Tayloes Neck)	7	22
Indian Creek NRMA	2	9
Indianhead Naval Ordnance Area	15	46
Mattawoman NEA	2	5
Myrtle Grove WMA	19	42
Nanjemoy NRMA	14	36

County/Public Area	Antlered	Antlerless
Dorchester		
Blackwater NWR		
White-tailed	23	15
Sika	120	114
Chesapeake Forest Lands		
White-tailed	33	73
Sika	22	17
Fishing Bay WMA		
White-tailed	1	8
Sika	54	53
LeCompte WMA		
White-tailed	4	10
Sika	0	5
Linkwood WMA		
White-tailed	4	14
Sika	0	1
Taylors Island WMA		
White-tailed	1	1
Sika	7	7
Frederick		
Cunningham Falls SP/Thurmont Watershed	46	107
Emmitsburg Watershed	10	46
Fort Detrick	3	15
Frederick City Watershed	75	186
Heaters Island WMA	2	1
Monocacy NRMA	48	103
South Mountain State Park	14	26

Appendix 1 -continued-

Statewide Reported Antlered and Antlerless Deer Harvest by Public Hunting Area and County, 2009-2010

County/Public Area	Antlered	Antlerless
Garrett		
4-H Center	3	1
Deep Creek Lake State Park	18	11
Frostburg Watershed	10	11
Garrett State Forest	86	93
Mt. Nebo WMA	36	26
Potomac State Forest	52	40
Savage River State Forest	266	205
Youghiogheny Reservoir	5	2
Harford		
Aberdeen Proving Ground	144	358
Gunpowder State Park	0	28
Rock State Park	2	13
Stoney Forest	2	3
Susquehanna State Park	13	53
Howard		
Howard County Parks & Recreation Hunts	29	229
Hugg-Thomas WMA	3	40
Patapsco State Park	27	108
Patuxent River State Park	75	126
Tridelphia/Rocky Gorge (WSSC)	42	140
Kent		
Eastern Neck NWR	34	42
Millington WMA	38	99
Sassafras NRWA	11	17
Montgomery		
Cherrington Coop.	12	28
McKee-Beshers WMA	47	118
Montgomery Co. M-NCPPC Lands	36	475
Patuxent River State Park	47	104
Seneca Schaeffer Farm	9	28
Seneca Creek State Park	55	198
Strider WMA	7	26
Tridelphia/Rocky Gorge (WSSC)	44	90

County/Public Area	Antlered	Antlerless
Prince George's		
Aquasco Farms Coop.	4	5
Beltsville	54	99
Billingsly Tract (Patuxent River Park)	2	13
Brandywine Receiver Station	11	17
Mill Town Landing NRMA	2	9
Nottingham	4	10
Patuxent WRC (Central & South Tracts)	11	75
Rosaryville State Park	2	9
Spice Creek (Patuxent River) NRMA	3	3
Tridelphia/Rocky Gorge (WSSC)	3	33
Queen Anne's		
Tuckahoe State Park	8	9
Wye Island NRMA	27	46
St. Mary's		
Elm's Coop.	6	11
Greenwell State Park	7	7
Patuxent Naval Air Station	60	76
Point Lookout State Park (Jacobs Prop.)	5	10
St. Mary's State Park	27	81
Somerset		
Chesapeake Forest Lands	43	100
Deal Island WMA	9	32
Fairmount WMA	3	4
Maryland Marine Properties WMA	3	3
Pocomoke Sound WMA	2	5
South Marsh Island WMA	1	0
Wellington WMA	6	5
Talbot		
Seth State Forest	2	4

County/Public Area	Antlered	Antlerless
Washington		
Fort Frederick State Park	0	22
Greenbrier State Park	9	38
Hagerstown Watershed	9	11
Indian Springs WMA	120	267
MD Correctional Training Center	8	30
Prather's Neck WMA	5	24
Sideling Hill WMA	178	358
South Mountain State Park	29	52
W. Maryland Ag Research Station (B)	3	22
Woodmont	85	177
Wicomico		
Chesapeake Forest Lands		
White-tailed	57	118
Sika	2	3
Ellis Bay WMA		
White-tailed	2	3
Sika	0	1
Johnson WMA	1	3
Nanticoke WMA		
White-tailed	10	23
Sika	4	6
Wicomico State Forest	21	58
Worcester		
Assateague National Seashore		
White-tailed	8	25
Sika	43	147
Assateague State Park		
White-tailed	1	2
Sika	5	6
Chesapeake Forest Lands	47	82
E.A. Vaughn WMA	18	31
Hickory Point WMA	0	3
Isle of Wight WMA	1	2
Pocomoke River WMA	4	7
Pocomoke State Forest	47	101



State of Maryland
Martin O'Malley, Governor
Anthony G. Brown, Lieutenant Governor



John R. Griffin, Secretary
Department of Natural Resources
Joseph P. Gill, Deputy Secretary
Department of Natural Resources
Paul A. Peditto, Director
Wildlife & Heritage Service

Wildlife & Heritage Service
Tawes State Office Building, E-1
580 Taylor Avenue
Annapolis, MD 21401
410-260-8540
FAX 410-260-8596
<http://dnr.maryland.gov>

The facilities of the Department of Natural Resources are available to all without regard to race, color, religion, sex, sexual orientation, age, national origin, or physical or mental disability. Accommodations for individuals with disabilities will be provided upon request. Seven days advance notice is requested. This document is available in alternative format upon request from a qualified individual with a disability.

This program receives federal assistance from the U.S. Fish and Wildlife Service, and thus prohibits discrimination on the basis of race, color, national origin, disability, age, and sex in educational programs, pursuant to Title VI of the Civil Rights Act of 1964, Section 504 of the Rehabilitation Act of 1973, Title II of the Americans with Disabilities Act of 1990, the Age Discrimination Act of 1975, and Title IX of the Educational Amendments of 1972.

If you believe that you have been discriminated against in any program, activity, or service, please contact the Office of Fair Practices-MD Department of Natural Resources, Tawes Building, 580 Taylor Ave., D-4, Annapolis, MD, 21401. The telephone number is 410-260-8058. You may also write to the U.S. Fish and Wildlife Service, Civil Rights Coordinator, Division of Bird Habitat Conservation, 4040 N. Fairfax Drive, Mail Stop 110, Arlington, VA, 22203.



Survey and inventory results reported in this publication were funded by the Federal Aid in Wildlife Restoration Act.

Printed on Recycled Paper
July 2010

