
Looking At Leaves



The materials in this kit were funded by a generous grant #11660 from the Chesapeake Bay Trust and from Maryland Department of Natural Resources Wildlife & Heritage Service (<http://www.dnr.maryland.gov/>).

This kit has been designed to supplement Looking at Leaves, a Growing Up WILD activity. Growing Up WILD is an early childhood education program designed to teach kids aged 3-7 about nature through interdisciplinary, developmentally appropriate activities. Growing Up WILD has been aligned with Common Core (K-2), Head Start Domains, NAEYC standards and Maryland Environmental Literacy Standards.

Growing Up WILD materials are copyrighted by the Council for Environmental Education (CEE). The Growing Up WILD guide with 27 activities can be purchased directly from CEE (www.projectwild.org) or can be obtained by attending a workshop in Maryland. Check out the Maryland Dept. of Natural Resources website (www.dnr.maryland.gov/wildlife/Education/ProjectWild/GrowingUpWild.asp) to find out about upcoming workshops or contact Sarah Witcher at 410-260-8566, sarah.witcher1@maryland.gov. Workshops can be set up for free with your organization if a minimum number of participants can be achieved.

Looking at Leaves Kit Contents:


1. 10 laminated leaves
2. 16 leaf rubbing plates
3. 2 tree cookies
4. 2 pinecones
5. 5 magnifying glasses
6. Laminated poison ivy factsheet, leaf margin sheet and common leaves sheet
7. Plant Invaders of Mid-Atlantic Natural Areas book
8. Red Leaf, Yellow Leaf book
9. Why Do Leaves Change Color? Book
10. Learning about Leaves guide
11. Trees, Leaves and Bark Book
12. 2 rulers
13. Laminated activity, resource guide & CD

Please inventory the toolkit upon receipt and before return. Please notify the Wildlife and Heritage Service of any missing or broken items at 410-260-8540. Thank you!

What is a leaf?

A leaf is a part of a plant that is often the center for **photosynthesis**. Photosynthesis is a process by which plants convert light, carbon dioxide and water into chemical energy (glucose). Leaves generally are green due to the photosynthesizing pigments known as **chlorophyll**. Interestingly enough, a leaf is made of many layers that are sandwiched between two layers of tough skin cells (called the **epidermis**). The epidermis also secretes a waxy substance called the **cuticle**. These layers protect the leaf from insects, bacteria, and other pests. Some plants, like American holly and rhododendrons have really thick cuticles.


Veins support the leaf and are filled with vessels that transport food, water, and minerals to the plant. The large, usually central vein is known as the **midrib**. The stalk of the leaf is called the **petiole**. Generally, there is a bud where the petiole attaches to the stem of the plant. *Looking for a bud at the attachment point will help you determine if your leaf is simple or compound.* **Simple leaves** have only one blade. **Compound leaves** are made up of multiple leaflets (leaf subunits) arranged on one petiole.



Leaves can come in many shapes, sizes and colors, even on individual plants. Some unusual leaves include the needles on pine trees and spines on cacti. Plants such as the pitcher plant have modified leaves that form a vase-like structure designed to trap and consume insect prey. Species like the eastern redbud (*Cercis canadensis*) have heart-

shaped or **cordate** leaves. In addition to examining leaf shapes, the edges of the leaves (aka margins) can vary between species. Some species have a smooth or entire margin whereas others may have teeth. Many species of oak and maple have sinuses in their leaves, making them **lobed**.

The arrangement of leaves on a stem can also be different among varying species of plants. If leaves come out from different points of the stem, then they are considered to be **alternate**. However, if leaves are opposite of each other on the stem, then the arrangement is called **opposite**. For some species, multiple leaves encircle the stem, making the arrangement **whorled**.



Laminated Leaves

1. **American Beech** (*Fagus grandifolia*)

- a. This tree is native to North America and is very common throughout Maryland. Beech trees have smooth, grey bark and alternate, simple leaves. The leaves have teeth along the margins. In the fall, this tree produces small nuts enclosed in spiky cases. The nuts are edible to people and to many species of wildlife. This tree can grow up to 100 feet tall!



American Beech

2. **Black Locust** (*Robinia pseudoacacia*)


- a. This tree is native to the eastern United States and is very common throughout Maryland. Black locust has ridged bark that resembles woven rope. The leaves are alternate, compound and contain 7-19 leaflets each. The leaves have an entire margin. This tree produces fragrant white flowers in the spring and small, light brown pods. Because black locust is in the legume family, it has tiny nodules on its roots that house beneficial bacteria. In exchange for a “home”, the bacteria convert atmospheric nitrogen into forms usable by plants. Because of this trait, black locust often colonizes open areas and can tolerate nutrient poor soils.

3. **Dogwood** (*Cornus* spp.)

- a. Most dogwoods in Maryland are native. One of the most commonly seen dogwoods is the flowering dogwood (*Cornus florida*) which has pretty white bracts in the spring. Dogwoods typically have opposite, simple leaves and the veins often follow the edges of the leaf.

4. **Ginkgo** (*Ginkgo biloba*)

- a. Ginkgo is native to China but has been widely planted in the United States since the late 1700s. The bark is grey-brown and ridged. The leaves have a unique fan-shaped appearance and often split down the middle. Ginkgo trees can be either male or female. Interestingly enough, ginkgo trees produce pollen which contain motile sperm. This method of reproduction is similar to ferns, cycads and mosses. Ginkgo extracts have been used medicinally to help improve memory.



5. **Japanese Maple** (*Acer palmatum*)

- a. Japanese maple is native to Japan and is widely planted in the United States. In some areas, it can become invasive. The bark is smooth and light grey. It produces opposite, simple leaves that have 5-7 lobes with teeth. In the fall, this small tree produces paired fruit that resemble helicopters. These fruit are known as samaras. This tree can grow up to 25 feet tall.

6. **Pin Oak** (*Quercus palustris*)

- a. Pin oak is native to parts of the eastern United States. It has brown, furrowed bark which often has reddish tinges in between the ridges. The leaves are alternate, simple and contain lobes with small bristle tips on the ends. Pin oak acorns take 2 years to develop. Although it can live up to 120 years, many other species of oaks can live for several centuries.



7. **Redbud** (*Cercis canadensis*)

- a. Eastern redbud is a small tree that grows throughout much of the eastern United States. It has smooth, grey bark and produces distinctive purplish pink flowers in the early spring. Once the flowers drop off, heart-shaped leaves begin to form. Eventually, the tree will produce dark brown pods. Like black locust, this tree is also in the legume family and associates with beneficial bacteria that fix atmospheric nitrogen.

8. **River Birch** (*Betula nigra*)

- a. River birch is a medium tree that grows throughout much of the eastern United States. It has flaky, brownish-grey bark and is often found next to streams or within floodplains. However, due to its unique bark, river birch is occasionally planted as an ornamental. The leaves of river birch are simple and alternate. The teeth on the edges of river birch leaves are both large and small, making it a doubly serrate margin. Interestingly enough, Native Americans would boil the sap of river birch to produce a sugary syrup to sweeten foods.



9. **Sugar Maple** (*Acer saccharum*)

- a. Sugar maple is a common tree throughout much of the northeastern United States. It has brownish, furrowed bark that gets very ridged when the tree gets older. The leaves are opposite, simple and have 5 main lobes. The margins on the leaves are entire. Sugar maple is popularly used to make maple syrup due to its high sugar content.

10. **Sweetgum** (*Liquidambar styraciflua*)

- a. Sweetgum is native to the southeastern United States. Sweetgum has fissured bark, and the twigs contain distinctive corky growths along the edges. Sweetgum has simple leaves that resemble a star with 5-7 lobes and small teeth along the margins. When broken, the leaves have a slightly orangey odor. Its fruits are spiky balls, often referred to as gum balls or monkey balls.



Interesting Plant Facts

1. Not all plants are photosynthetic
 - a. Some plants like Indian pipe (*Monotropa uniflora*) are saprophytic and get nutrients from organic matter. Indian pipe is whitish in color.
2. A notch in a tree will remain the same distance from the ground as the tree grows
 - a. Only the tips of the tree grow
3. The largest single flower is the *Rafflesia* or "corpse flower". These plants average 3 feet in diameter!
 - a. It is also a parasite and is found in tropical Asian climates.
4. The oldest living organism is a bristlecone pine, clocking in at 4,600 years old in California!
5. Orchids have the smallest seeds in the plant kingdom.
 - a. It takes 1.25 million+ seeds to weigh 1 gram!
6. The world's tallest grass is bamboo, some species can get to be 130ft!
7. The Greeks derived salicylic acid from willow trees 2,500 years ago.
 - a. Salicylic acid can be used as a pain reliever and an astringent.
8. Slippery elm (*Ulmus rubra*) has mucilaginous sap which was used by Native Americans to soothe coughs and sore throats.
9. A single mature tree can absorb carbon dioxide at a rate of 48 lbs/year and release enough oxygen back into the atmosphere to support 2 human beings.
10. An acre of trees absorbs enough CO₂ over one year to equal the amount produced by driving a car 26,000 miles.
11. Over a 50-yr lifetime, a tree generates \$31,250 worth of oxygen, provides \$62,000 worth of air pollution control, recycles \$37,500 worth of water, and controls \$31,250 worth of soil erosion.



Rafflesia plant

Why Do Leaves Change Color?

(Excerpted from: <http://dnr.wi.gov/eek/veg/trees/treestruicolor.htm>)

Where do leaf colors come from?

Leaf color comes from pigments. Pigments are natural substances produced by leaf cells. The three pigments that color leaves are:

- chlorophyll (green)
- carotenoid (yellow, orange, and brown)
- anthocyanin (red)

Chlorophyll is the most important of the three. Without the chlorophyll in leaves, trees wouldn't be able to use sunlight to produce food.

Carotenoids create bright yellows and oranges in familiar fruits and vegetables. Corn, carrots, and bananas are just a few of the many plants colored by carotenoid.

Anthocyanins add the color red to plants, including cranberries, red apples, cherries, strawberries and others.

Chlorophyll and carotenoid are in leaf cells all the time during the growing season. But the chlorophyll covers the carotenoid -- that's why summer leaves are green, not yellow or orange. Most anthocyanins are produced only in autumn, and only under certain conditions. Not all trees can make anthocyanin.

How do leaves change color?

As the Earth makes its 365-day journey around the sun, some parts of the planet will get fewer hours of sunlight at certain times of the year. In those regions, the days become shorter and the nights get longer. The temperature slowly drops. Autumn comes, and then winter.

Trees respond to the decreasing amount of sunlight by producing less and less chlorophyll. Eventually, a tree stops producing chlorophyll. When that happens, the carotenoid already in the leaves can finally show through. The leaves become a bright rainbow of glowing yellows, sparkling oranges and warm browns. What about red leaves? Read on.



Do leaves change because of weather?

Perhaps you've noticed that in some years, the red fall colors seem brighter and more spectacular than in other years. The temperature and cloud cover can make a big difference in a tree's red colors from year to year.

When a number of warm, sunny autumn days and cool but not freezing nights come one after the other, it's going to be a good year for reds. In the daytime, the leaves can produce lots of sugar, but the cool night temperatures prevent the sugar sap from flowing through the leaf veins and down into the branches and trunk. Anthocyanins to the rescue! Researchers have found out that anthocyanins are produced as a form of protection. They allow the plant to recover nutrients in the leaves before they fall off. This helps make sure that the tree will be ready for the next growing season. Anthocyanins give leaves their bright, brilliant shades of red, purple and crimson.

The yellow, gold and orange colors created by carotenoid remain fairly constant from year to year. That's because carotenoids are always present in leaves and the amount does not change in response to weather.

The amount of rain in a year also affects autumn leaf color. A severe drought can delay the arrival of fall colors by a few weeks. A warm, wet period during fall will lower the intensity, or brightness, of autumn colors. A severe frost will kill the leaves, turning them brown and causing them to drop early. The best autumn colors come when there's been:

- a warm, wet spring
- a summer that's not too hot or dry, and
- a fall with plenty of warm sunny days and cool nights.




Additional Leaf Activities

Oak Lifecycle Sequencing Cards

Procedure: Copy cards for students and have them sequence the life stages of an oak.



Color the autumn leaves and decorate your room with them.



LEAF MATCHING


FIND THE LEAVES THAT MATCH AND COLOR THEM
THE SAME USING CRAYOLA® MARKERS OR COLORED PENCILS.



ANSWERS: PAIRS THAT MATCH — 1&5, 2&10, 3&4, 6&9, 7&8

five golden autumn leaves

Five golden autumn leaves,
High up in a tree,
The wind blows...
The leaves shake...
And one falls down to me.
Falling, falling,
Falling down,
Falling, falling,
Falling to the ground



finger strap

finger strap

finger strap

finger strap

finger strap