


# MARYLAND JUNIOR RANGER ADVENTURE GUIDE



James P. ...



**Welcome, Junior Ranger Families!**

**On behalf of the men and women of the Maryland Park Service, we are delighted to welcome you to our Junior Ranger Program. This program encourages thoughtful fun, exploration, discovery and appreciation of our valuable natural, historical, and cultural resources. Working through the booklet is a great way to spend time with your children out in nature. It will also help them appreciate the importance and value of Maryland's State Parks.**

**You don't need to be an expert to help your child become a Junior Ranger. Your enthusiasm and encouragement are what matter most of all. If you need help with any of the activities in the booklet, ask a park staff member.**

**We encourage you and your children to explore Maryland's great state parks, connecting with nature and history and, most importantly, with each other.**

**See you in the park!**

**Sincerely,  
The Staff at Maryland Park Service**

# Become a Junior Ranger!

---

Your Name

Date

Earn your Junior Ranger award by completing the activities in this book as you explore the park. Bring your completed Adventure Guide to the entrance station, park office, camp host or visitor center when you are finished for your official Junior Ranger award. Once you have taken the Junior Ranger pledge, you can help the hundreds of rangers who protect and care for our Maryland State Parks.

Find answers to the questions you are asked by touring the visitor center, attending a program, reading park information or exploring the park with your family. Park Rangers and other park employees will be happy to help you discover the park.

Take the Junior Ranger Challenge and begin your adventure today!



# Our Parks

Did you know the state of Maryland has over 72 state parks? Because of Maryland's diverse landscape, each park can be recognized for its individual features that make it unique. As you are exploring this park, find out why it is special.

What is the name of the park you are visiting?

---

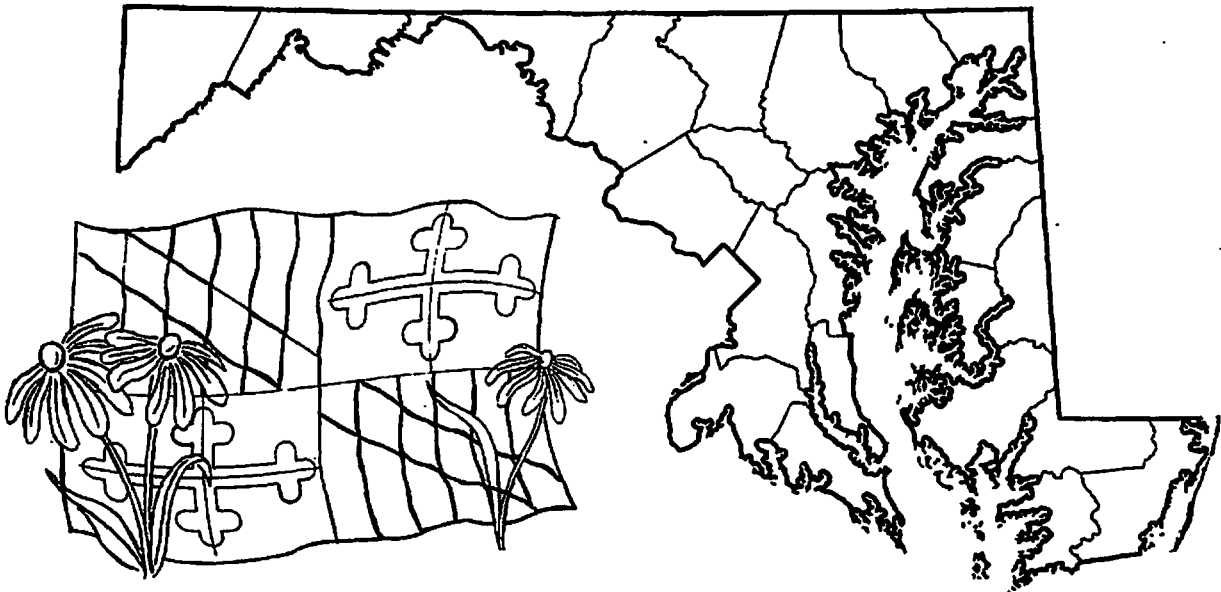
List three things that make this park unique.

1. \_\_\_\_\_
2. \_\_\_\_\_
3. \_\_\_\_\_

How did the park get its name?

---

Draw a star on the map of Maryland to show the location of the park you are visiting.



# Maryland Park Rangers

Maryland Park Rangers have an important job! Some of their main responsibilities include ensuring the safety and satisfaction of park visitors, and preserving the natural environment. On your visit to a Maryland State Park you may find one of the rangers:


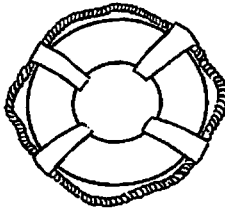

- Assisting with first-aid
- Conducting interpretive/educational programs
- Promoting water and boating safety
- Maintaining and managing trails
- Preserving and protecting wildlife
- Caring for park facilities
- Picking up and collecting trash throughout the park
- Providing visitors with information
- Managing a natural or historical conservation project

## Activity:

Park rangers use many tools to help them complete their daily tasks.

Identify and label the tools below.

Key: life jacket first aid kit trash picker chainsaw brochure  
ring buoy radio shovel work gloves



# Ranger Led Activity

Get to know the park you are visiting and the rangers who work there!  
Interview someone who works at the park by asking them questions about their job.

1. What do they enjoy most about their work?

---

2. What do they hope for the future of the park?

---

3. Write your own question here:

---

**Activity:** Go to the entrance station, park office, camp host or visitor center to find out about a ranger-led program in the park. This can be a guided walk, talk, demonstration, tour, class or campfire program. Describe what you liked about the program below!

Ranger/Leader: \_\_\_\_\_ Program: \_\_\_\_\_

My favorite part of the program was:

---

---

---

---



# Maryland's People of the Past

State parks are a great place to learn about our history. Discover which Maryland State Parks you can visit to learn more about each of these important people and write its name in the space provided.

1. **The Piscataway Conoy** was once the largest and most powerful nation on the western shore of the Chesapeake. Their historical homeland encompasses lands up to the Patapsco River, and the foothills of Virginia and reaches south as far as the Rappahannock River. The Piscataway villages were made up of extended families known as clans, who lived in wooden longhouses. Today many Piscataway people still call Southern Maryland their home.



2. **Captain John Smith** was an English explorer who is known for his explorations and discoveries on the Chesapeake Bay in 1608. With help from the local Native American tribes, he also created one of the first accurate maps of the Chesapeake Bay.



3. **Meshach Browning** was a woodsman and explorer of Western Maryland during the early 1800s. He is often considered one of the greatest hunters in the state's history. In his autobiography, *Forty-Four Years of the Life of a Hunter*. In his book, Browning gives detailed accounts of early frontier life in Garrett County.



4. **Harriet Tubman** was known for her many brave acts as a leading abolitionist in Maryland. She was one of the most famous conductors of the Underground Railroad, and was responsible for leading enslaved people to freedom. She also served as a nurse and spy during the Civil War. Without a doubt, Harriet Tubman was a true hero.



Name the Maryland State Parks.

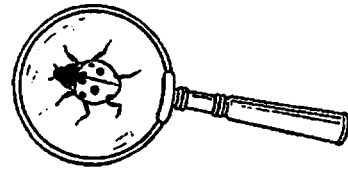
1

2

3


4

# Exploring the Outdoors



Maryland State Parks are full of plants and animals, big and small! Park rangers are known for their love and respect for nature. As you explore the trails, look and listen carefully for signs of wildlife. Check off clues if you find them!


- Animal tunnel
- Spider web
- Bird singing
- Bird feathers
- Leaf chewed by an insect
- Buzzing insect
- Animal scat
- Animal tracks in mud or snow



**Activity:** Draw a picture of an animal track you found while you were exploring and guess what it is from. \_\_\_\_\_

While you are investigating the outdoors take note of the different kinds of animals that live in the park. List four of the animals that can be found at this park.

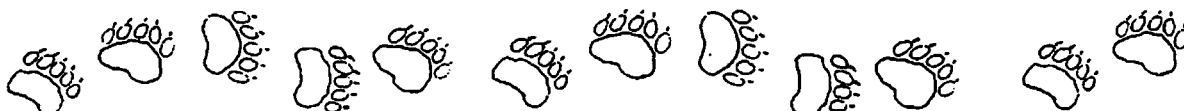
1. \_\_\_\_\_
2. \_\_\_\_\_
3. \_\_\_\_\_
4. \_\_\_\_\_



Take some time to think about these animals and their habitats. What is something park rangers might do to protect the animals in their parks?

\_\_\_\_\_

\_\_\_\_\_





# Plants and Trees

Maryland is home to many different species of plants and trees. Look at the types of trees below and match the pictures to the correct names. See how many of these trees you can find during your visit at the park.


|                             |                       |                      |
|-----------------------------|-----------------------|----------------------|
| Key: white oak<br>sassafras | maple<br>tulip poplar | black cherry<br>pine |
|-----------------------------|-----------------------|----------------------|



As you are exploring the park, beware of these two kinds of plants! Poison ivy and poison oak are often found in Maryland's forests, and can irritate the skin if touched. Ask a ranger or park staff member what you should do if you happen to come in contact with one of these plants. Write their response below.


---

---



# Water Safety

Many of the Maryland State Parks are known for their beautiful lakes, rivers and other bodies of water. Splash the Water Safety Dog is Maryland's water safety mascot. He knows that even though playing in the water can be very fun, it can also become dangerous in certain situations. Complete the crossword puzzle below to learn some of the important guidelines for staying safe in Maryland's waters.



## Clues:

### ACROSS

- 3 Never sit on the \_\_\_\_\_ of the boat.
- 5 Listen to the \_\_\_\_\_ in the event of a water emergency.
- 7 If you are in cold water for a long period of time, you may experience this condition.
- 8 If your canoe or kayak \_\_\_\_\_ (or flips over) do not panic! Instead, stay with your boat and allow your lifejacket to keep you afloat while you wait to be rescued.

### DOWN

- 1 When visiting a park with a designated swimming area, never swim outside of the \_\_\_\_\_.
- 2 What is Splash the Water Safety Dog's motto?
- 4 If you are in a boat and someone falls into the water do not \_\_\_\_\_ in to save them! Find a floatation device to throw to them, or extend a long object they can grab onto instead.
- 5 Always wear a \_\_\_\_\_ when you are on a boat.
- 6 On hot days it is important to stay hydrated. Drink this throughout the day.


|                  |        |       |            |     |          |
|------------------|--------|-------|------------|-----|----------|
| Key: Hypothermia | Wearit | Jump  | Lifeguard  | Bow | Capsizes |
|                  | Water  | Ropes | Lifejacket |     |          |

# Trash Free Parks

Did you know that many of the Maryland State Parks are trash free? This means that visitors must take their trash with them when they leave. Park rangers take great pride in keeping their parks clean and safe. Sometimes visitors forget that animals still live in the parks after the people go home. Trash that is left behind can be harmful to these animals and the environment. One of the ways you can help the rangers is by picking up forgotten trash. If you need an extra trash bag ask a staff member!

## Activity:

The visitors who were picnicking here left some of their trash behind. Take a look at the scene below and see how many pieces of trash you can find. Circle the pieces as you find them.



# Campfire Safety




From the beaches to the mountains, the state of Maryland has many great camping spots. Camping is a fun way to experience the wilderness up close and personal. One of the best parts of a camping trip is building a campfire. Make sure you have the help of an adult. Open flames can be dangerous, so it is important to take extra precautions when you are around fires. Here are some campfire safety tips for you should know before you begin your camping adventure.

- Never leave your campfire unattended. Before you leave your campsite make sure that your campfire is fully extinguished.
- Always keep flammable objects at a safe distance from the fire (at least five feet away from the fire pit).
- Keep a bucket of water near the fire on your campsite. The water can be used as a quick way to put out the fire if the flames get too large.
- Do not run when you are near or around a campfire. Instead, watch your steps and always approach the fire carefully.
- Remember that smaller fires are better than larger fires. Larger fires can become dangerous if the flames are not controlled.
- Never throw rocks or other objects into the fire. Doing so can cause sparks to fly out of the flames.

## Activity: Make your own S'mores.

You will need:

- two graham cracker squares
- your favorite candy bar
- one or two marshmallows
- a long stick to roast your marshmallow



Directions:

- Unwrap your candy bar and place a portion of it on one of the graham cracker squares.
- Place your marshmallow(s) on your stick and hold it over the fire until it is roasted to your liking. Be careful to stay a safe distance from the fire!
- While the toasted marshmallow is still on the stick, place the marshmallow on top of the graham cracker square with your candy bar.
- Place the other graham cracker square on top of the marshmallow, and slowly pull the stick out while holding your s'more together.
- Eat and enjoy!

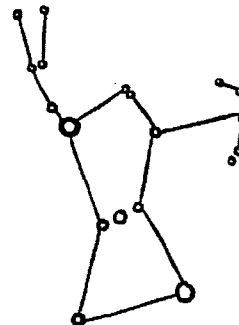
\*To change up the recipe, try spreading peanut butter or hazelnut spread on the graham cracker squares before adding your candy bar and marshmallow. Also try substituting two of your favorite cookies for the graham crackers.

# Searching The Night Sky

One of the best parts of a camping trip is looking up at a sky full of stars. On a clear night in Maryland you may notice different patterns in groups of stars. These are called constellations. Because the Earth is constantly rotating and revolving in space, some of the constellations can only be seen in certain seasons. Did you know that there are 88 constellations that can be seen from Earth? Here are a few of them that appear in Maryland's night sky. The next time you are camping, try to see if you can find any of them for yourself!

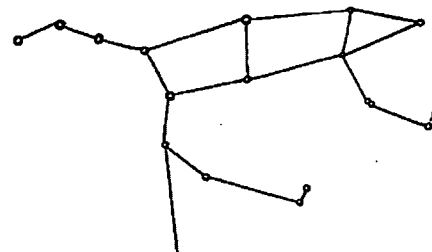
## Orion

Named after the legendary hunter in Greek mythology, Orion is one of the most-recognized constellations that can be seen throughout the world. It is clearly visible in the night sky during the winter months, but can be seen before dawn in early fall as well.



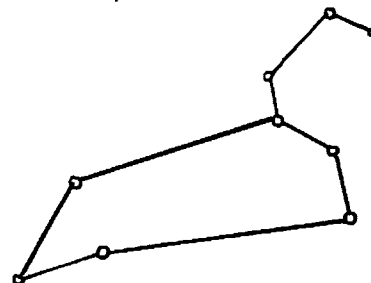
## Ursa Major (the Great Bear)

The Great Bear is the third-largest constellation in the night sky. You will see it high in the sky during the spring, and lower to the horizon in the fall. An interesting fact about the Great Bear is that it contains the well-known star grouping called the Big Dipper. Even though it is just a part of the Great Bear, the Big Dipper contains the seven brightest stars of the whole constellation.



## Leo

Leo, the lion, is another well-known constellation. An easy way to find it is by looking at the pointer stars of the Big Dipper. Leo is seen best in mid-spring, from March to May.



## Activity: Create your own constellation.

After watching the night sky, connect the stars and draw your own constellation below. Think of a unique name to make it your own!




# Go Fish!

Maryland State Parks are special for a number of reasons. Because of the state's diverse landscape, there are a lot of different recreational activities for park visitors. One of the most popular activities in Maryland State Parks is fishing. Several of the state parks have tidal waterfronts, and there are some with recreational lakes for boating and fishing. Whether you are fishing from land or boat, you are sure to have a good time if you follow the park's rules and remember safety first!

If you are in a park that allows fishing, ask a ranger what kinds of fish you might find there. List two different fish that can be found in the park's water.

**Activity:** Complete the wordsearch below to learn a few of the names of fish that can be found in Maryland.

|   |   |   |   |   |   |   |   |   |   |   |   |   |   |   |
|---|---|---|---|---|---|---|---|---|---|---|---|---|---|---|
| S | W | S | P | Q | B | F | N | A | C | S | Z | I | R | Y |
| S | H | U | Z | O | L | E | C | D | W | S | L | D | R | T |
| A | I | N | I | W | A | L | O | P | H | A | L | V | U | U |
| B | T | F | W | L | C | W | I | X | H | B | B | O | R | C |
| D | E | I | C | D | K | I | K | G | G | H | R | X | O | S |
| E | P | S | N | H | C | U | I | G | E | T | W | M | E | W |
| P | E | H | S | H | R | H | J | D | W | U | M | R | Y | P |
| I | R | G | L | D | A | Z | Z | O | Z | O | L | N | E | J |
| R | C | U | B | H | P | K | B | T | N | M | B | B | L | T |
| T | H | P | O | V | P | N | E | C | O | E | G | Z | L | C |
| S | W | J | V | F | I | T | A | E | H | G | H | I | A | J |
| H | G | B | R | A | E | R | B | T | F | R | I | D | W | X |
| X | Y | F | R | C | P | G | K | M | H | A | Q | Q | F | N |
| B | R | O | W | N | T | R | O | U | T | L | K | N | G | K |
| U | N | O | R | T | H | E | R | N | P | I | K | E | L | K |



Black Crappie  
Bluegill  
Brown Trout  
Common Carp

Largemouth Bass  
Northern Pike  
Rainbow Trout  
Striped Bass

Sunfish  
Walleye  
White Perch

# The Journey Home

Before you return home from your visit at the park, take time to answer a few questions about your experience.

What was your favorite thing you did or saw while at the park? Why?

---

---

---

Name one thing you can do at home to help protect state parks.

---

---

---

Name one thing you did while you were in the park to help protect it.

---

---

---

Name one new thing you discovered about Maryland State Parks.

---

---


---

Why do you think Maryland State Parks are important?

---

---

---



# Take the Junior Ranger Pledge

Now that you've completed this Adventure Guide you know what it means to be a Junior Ranger for Maryland State Parks. If you would like to join us and become a Junior Ranger yourself, read the pledge below and sign your name.

## Junior Ranger Promise

I \_\_\_\_\_ promise to:

Treat the earth and all living things with care and respect.

Think about my actions and how what I do affects others.

Learn about the importance of nature and our duty to preserve it.

---

(Sign the line above to become an official Maryland Junior Ranger)



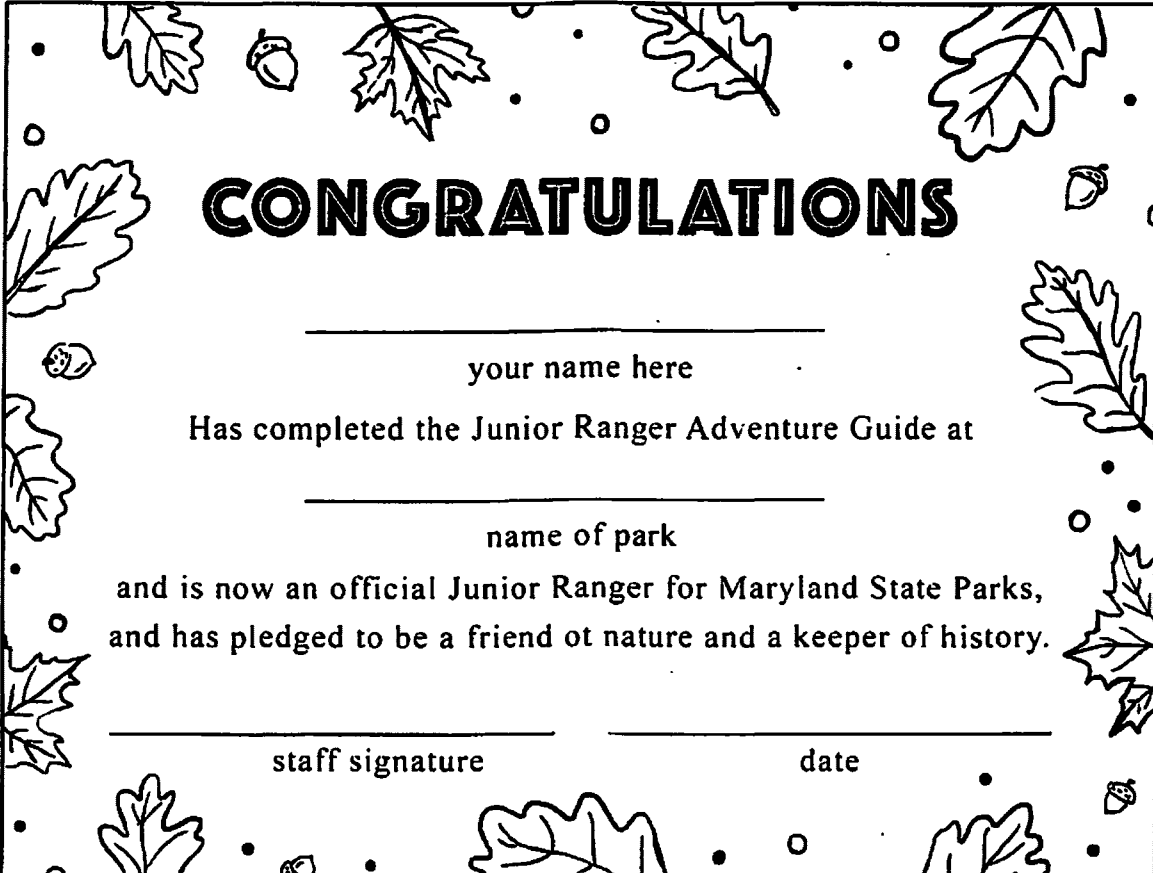
# Congratulations!

Once you have finished all the questions and activities in this Adventure Guide, you are a Junior Ranger!

To complete your certificate and get your Maryland State Parks Junior Ranger Award, present your completed Adventure Guide to a park ranger or helpful park staff member and they can direct you to the closest location in the park. Happy Trails!

To learn more about this and the other state parks in Maryland, go to [dnr.maryland.gov](http://dnr.maryland.gov).

A final reminder: If you have an emergency while in a Maryland State Park, please call 911 or the Natural Resources Police at 410-260-8888.



**CONGRATULATIONS**

\_\_\_\_\_

your name here

Has completed the Junior Ranger Adventure Guide at

\_\_\_\_\_

name of park

and is now an official Junior Ranger for Maryland State Parks,  
and has pledged to be a friend of nature and a keeper of history.

\_\_\_\_\_

staff signature

\_\_\_\_\_

date



For more information about the Junior Ranger Program,  
log onto [dnr.maryland.gov/publiclands/Pages/jrrangerprograms.aspx](http://dnr.maryland.gov/publiclands/Pages/jrrangerprograms.aspx).



Larry Hogan, Governor



Jeannie Haddaway-Riccio, Secretary

**Maryland Department of Natural Resources**

**Maryland Park Service**

Tawes State Office Building

580 Taylor Avenue, E-3

Annapolis, MD 21401-2352

800-830-3974

[dnr.maryland.gov/publiclands](http://dnr.maryland.gov/publiclands)

[customerservice.dnr@maryland.gov](mailto:customerservice.dnr@maryland.gov)

TTY users call via MD Relay

The facilities and services of the Maryland Department of Natural Resources are available to all without regard to race, color, religion, sex, sexual orientation, age, national origin or physical or mental disability. Accommodations for disabilities will be provided upon request. Seven days advanced notice is requested. This document is available in alternative format upon request from a qualified individual with disability.

This program receives Federal assistance from the U.S. Fish and Wildlife Service, and thus prohibits discrimination on the bases of race, color, national origin, disability, age, sex, in educational programs, pursuant to Title VI of the Civil Rights Act of 1964, Section 504 of the Rehabilitation Act of 1973, Title II of the Americans with Disabilities Act of 1990, the Age Discrimination Act of 1975 and Title IX of the Educational Amendments of 1972. If you believe that you have been discriminated against in any program, activity or service, please contact the Offices of Fair Practices- MD Department of Natural Resources, Tawes Building, 580 Taylor Ave., C-3, Annapolis, MD 21401. The telephone number is 410-260-8058. You may also write to the U.S. Fish and Wildlife Service, Civil Rights Coordinator, Division of Bird Habitat Conservation, 4040 N. Fairfax Drive, Mail STop 110, Arlington, VA 22203

**Content and Illustrations by Brieanne Trevorrow.**

Publication Number: DNR 04-072017-11 Printed 4/2022 Printed on Recycled Paper

