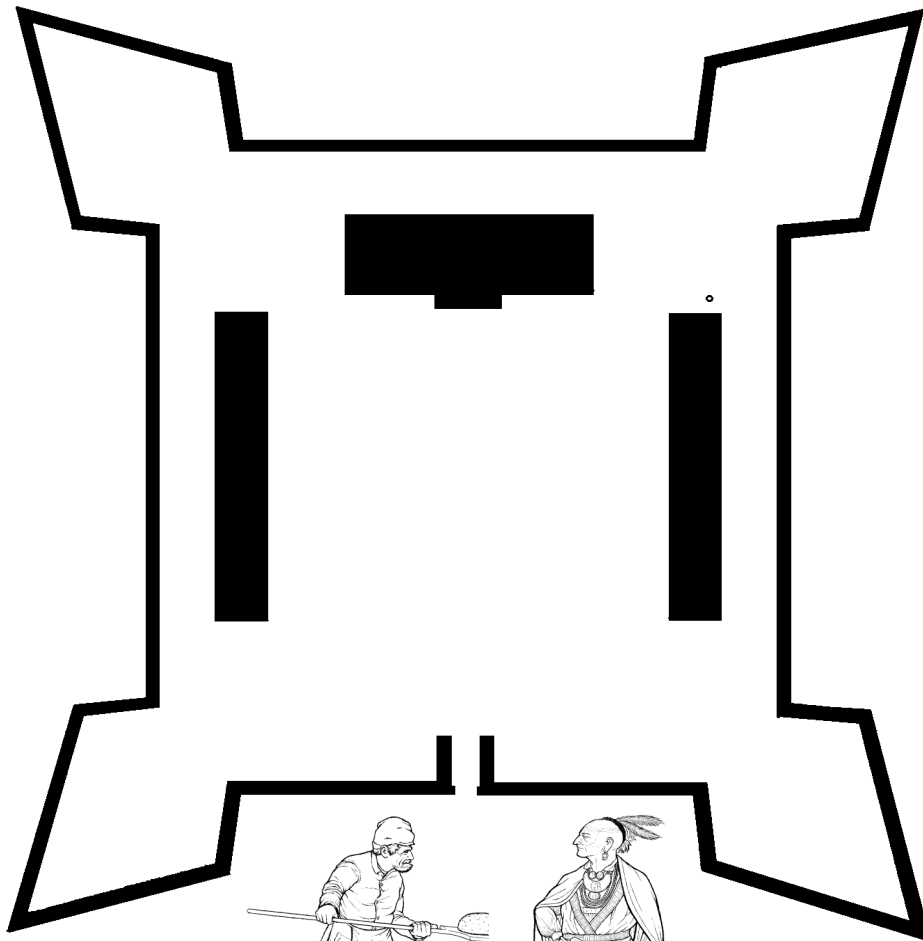



ACTIVITY BOOKLET

FUN AT HOME
OR
AT THE PARK!



FORT FREDERICK STATE PARK

BIG POOL, MARYLAND

French & Indian War Winding Roads

Activity
Page 1




In the winter of 1759 Teamster James Kenny wrote about his trip to Fort Frederick to deliver supplies in his 4 wagons. He left York, PA on January 4 and arrived at Fort Frederick on the 9th, a trip of about 5 days. Today you can cover that distance in under 2 hours. During the trip he encountered, snow, mud, and icy streams. At one point Kenny aid, "my horse broke in ...& he was wet all over...". It was a rough journey back then as what they called roads barley made what we call a trail today.

Help Wagoner James Kenny lead his convoy of 4 wagons through the maze of roads to deliver the supplies to Commissary Dr. David Ross at Fort Frederick.



Wagoner James Kenny



Commissary Dr. David

French & Indian War Wagons Full of Supplies

Activity
Page 2



Supplies were moved to Fort Frederick in Wagons from points east, and wagons were tractor trailers of their time. These wagons would be heavy with supplies which would make them very slow and great target for French and Indian raiding parties. For protection, wagons usually traveled in convoys or groups. Not only did that allow them to be guarded from enemy raiding parties, it also enabled them to help one another if they broke down. In Annapolis the government of the Colony proposed that "If any Waggon should break down on the Road, the whole must be delayed till it can be repaired, or its Load must be divided among the others, which will make them move heavily; for it is agreed to be more difficult for four Horses to draw a Load of 1500 lb. Weight in the Roads above Fort-Frederick, than a Load of Two Ton in the Roads on this Side."

Wagoner James Kenny has led a convoy of 4 wagons through the maze of roads "below" or to the east of the fort to deliver the supplies to the Commissary Dr. David Ross at Fort Frederick.

Dr. Ross also supplies Fort Cumberland to the west and will need to divide the load so the wagons can use the rougher roads "above" the fort. Each of the 4 wagons carried 2 tons of supplies to Fort Frederick. Now that they are going to use the roads "above" or west of the fort how many wagons will be required to carry the supplies to Fort Cumberland?

HELPFUL HINT...

18th Century English Weight Measurements

16 ounces = 1 pound

14 pounds = 1 stone

2 stone = 1 quarter weight or 28 pounds

4 quarters weight = 1 hundredweight or 112 pounds

20 hundredweight = 1 ton or 2240 pounds

French & Indian War Fort Frederick Word Search

Activity
Page 3



T E K S U M R S L C T R Q R C
L W O B V M K A A X E S C E O
S T O N E C U L D C K M H I L
F N O R A N V P I V C A E D O
F O H R D E Y F M A U I R L N
W R R R R N F D N A B L O O Y
B A E T T O A N N R W L K S G
B S H N V S O L O A T I E N A
S K B A C N S A G S L W E X T
Z E G T C H D N F N B Y K H E
Q T V E A H A B K U E U R Y Y
O T G R J I E G D I R T R A C
N L P Q D B A Y O N E T A O M
R E G N A R F R O N T I E R R
N O I T S A B A R R E L I R J

BARRACKS	CALVERT	FORT	LAUNDRESS	SHARPE
BARREL	CANNON	FRENCH	MARYLAND	SOLDIER
BASTION	CARTRIDGE	FRONTIER	MUSKET	STONE
BAYONET	CHEROKEE	GATE	OFFICER	WAHACHEY
BOWL	COLONY	INDIAN	RANGER	WAMPUM
BUCKET	ENGLAND	KETTLE	ROAD	WILLIAMS

French & Indian War Civilians at the Fort

Activity
Page 4



During the French and Indian War, not everyone who was at the fort was a soldier. The military worked with civilians to get jobs around the fort done.

webstersdictionary1828.com can provide a helping hand.

Do some research and write down what you think these different civilian working at the fort did to help the Maryland soldiers:

Carpenters:

Masons:

Miner:

Laborer:

Surgeon:

Commissary:

Gunsmith:

Sutler:

Wagoners:

Laundress:

Nurse:

Cook:

Boatman:

Baker:



French & Indian War Break the Code

Activity
Page 5



Diaries and messages were sometimes written in secret codes known as ciphers, so the enemy would not understand the meaning if they were captured. One of the most simple was to start the alphabet with a different letter than A. The cipher below begins the alphabet with the letter Q. Use the decoder cipher below to find out what the diary entry of Thomas Barton at Rays Town, Pa recorded on Saturday, August 12, 1758:

Regular Alphabet																									
A	B	C	D	E	F	G	H	I	J	K	L	M	N	O	P	Q	R	S	T	U	V	W	X	Y	Z
Q	R	S	T	U	V	W	X	Y	Z	A	B	C	D	E	F	G	H	I	J	K	L	M	N	O	P
Cipher Alphabet																									

QHLYLUT JXYI TQO 10 MQWWEDI

_____ 10 _____

VHEC VEHJ VHUTUHISA YD

CQHOBQDT, MYJX 60 RQHUBI

_____, _____ 60 _____

EV YHYIX RUUV.

_____.

Scavenger Hunt

Non-Native & Native Species

Activity
Page 6



From the very beginning of the Maryland colony in 1634, European settlers brought with them species of animals and plants that were not native to North America. Once they became established they often altered the habitat and in some cases replaced the native species.

The introduction of non-native species to Maryland continues to this day. One of the best known recent examples is the snakehead fish. The snakehead is a non-native fish species that was illegally introduced to the Potomac River. Snakeheads have thrived and expanded due to their ability to adapt to the Potomac's ecosystem, and they now occupy the Potomac River and many of its tributaries. As top predators, they significantly alter the ecosystem and fisheries. Snakeheads have also been caught in the Patuxent, Nanticoke and Wicomico Rivers. The Maryland Department of Natural Resources hosts contests to catch and kill snakeheads to control their population. There are even tasty snakehead recipes.

Activity: Take a nature walk and mark off the animals that you see along your journey. How many can find?

Three of the animals pictured above are non-native species to Maryland. List them below:

1. _____ 2. _____ 3. _____

Take a Hike Nature Observation

Activity
Page 7



Get out into the woods and take a hike. While hiking take some time to observe the flora and fauna around you. Bring your favorite field guide and binoculars to identify them.

Fields Guides: You can get field guides in the App Store by searching: National Wildlife Federation Nature Guide Apps

Location: Your backyard, neighborhood or Local Park

Activity: Take a hike to observe and document the things you see. You can choose to look for one of the categories below, Birds for example, or you can look for things in all of categories.

Categories:

Birds:

1. _____
2. _____
3. _____
4. _____
5. _____
6. _____

Insects:

1. _____
2. _____
3. _____
4. _____
5. _____
6. _____

Trees:

1. _____
2. _____
3. _____
4. _____
5. _____
6. _____

Wild Flowers:

1. _____
2. _____
3. _____
4. _____
5. _____
6. _____

French & Indian War Maryland Soldier - Coloring Page

Activity
Page 8



With the help of their Cherokee Allies and experience gained patrolling the woods, the Maryland soldiers adopted a field uniform for ranging the wood in search of the enemy. This consisted of simple round hat, long shirt, and a few items needed for fighting and basic survival. Sometimes wool leg covering called "Indian leggings" were also added to protect the lower leg while traveling in woods..

French & Indian War Laundress - Coloring Page

Activity
Page 9




During the French and Indian War women played an important role to the military at Fort Frederick. These women did many jobs that freed the men to focus on their duties as soldiers. One of those jobs was laundry. The laundress carried countless buckets of water during her time at Fort Frederick. Each company of about 100 men was allowed to hire four women to serve as laundresses. That's a lot of dirty clothes!

French & Indian War Carpenter - Coloring Page

Activity
Page 10



During the French and Indian War 30% of Maryland's population could trace their ancestry to the Continent of Africa. The great majority were enslaved people who worked and lived on tobacco plantations surrounding the Chesapeake Bay. Often isolated from family and friends enslaved people also worked in western Maryland on small farms, ironworks and at skilled trades, such as carpentry. This carpenter may also have been one of a small number of free men of color. Here he could have worked for the colony as one of the many skilled tradesmen who built Fort Frederick.



French & Indian War Cherokee Trade Goods Coloring Page

Activity
Page 11



In the spring of 1757 sixty-two Cherokee came to Fort Frederick and offered Maryland their assistance in the fight against the French and their Indian allies. In return they asked that they be provided with presents.

Below is a list of some of the presents they requested. Draw a line between the present and the object on the Cherokee warrior.

Wampum

Dutch match coats

Shirt

Ribbons of different colors

Ear bits

Silver arm and wrist bands

Half thicks for leghorns



This webpage can help:

<https://aparclofstroudsduffieldblanket.weebly.com/basics-for-men.html>


French & Indian War Fort Frederick Flag - Coloring Page

Activity
Page 12



Governor Sharpe ordered military supplies for the colony from an English merchant in 1755. One of the items was a large flag. Its size indicates that it was intended to fly over a fort. Below is the description of the flag as ordered, with a drawing of what the flag looked like.

At a Council held at the City of Annapolis Tuesday the 6th day of August in the fourth year of his Lordships Dominion Annoq Domini 1755
 His Excellency Horatio Sharpe Esq^r Governor
 The honble Benjⁿ Tasker Esq^r Benedict Calvert Esq^r
 Ordered that the honourable Col Charles Hammond Treasurer of the Western Shoar send to M^r Silvanus Grove Merchant in London for Twenty half Barrels of Gunpowder a **Black & Yellow Flagg 24 feet long and 16 feet broad with the Union in One Corner** and a Barrel of Flints to contain about four thousand and that the same be charged to the Duty of Three pence p hh^d for Arms lodged in the said Groves hands.
 From Volume 31, page 46 of the "Proceedings of the Council of Maryland, 1753-1761"



Color the flag:

1 - Dark Blue 2 - Red 3 - White 4 - Yellow 5 - Black

French & Indian War


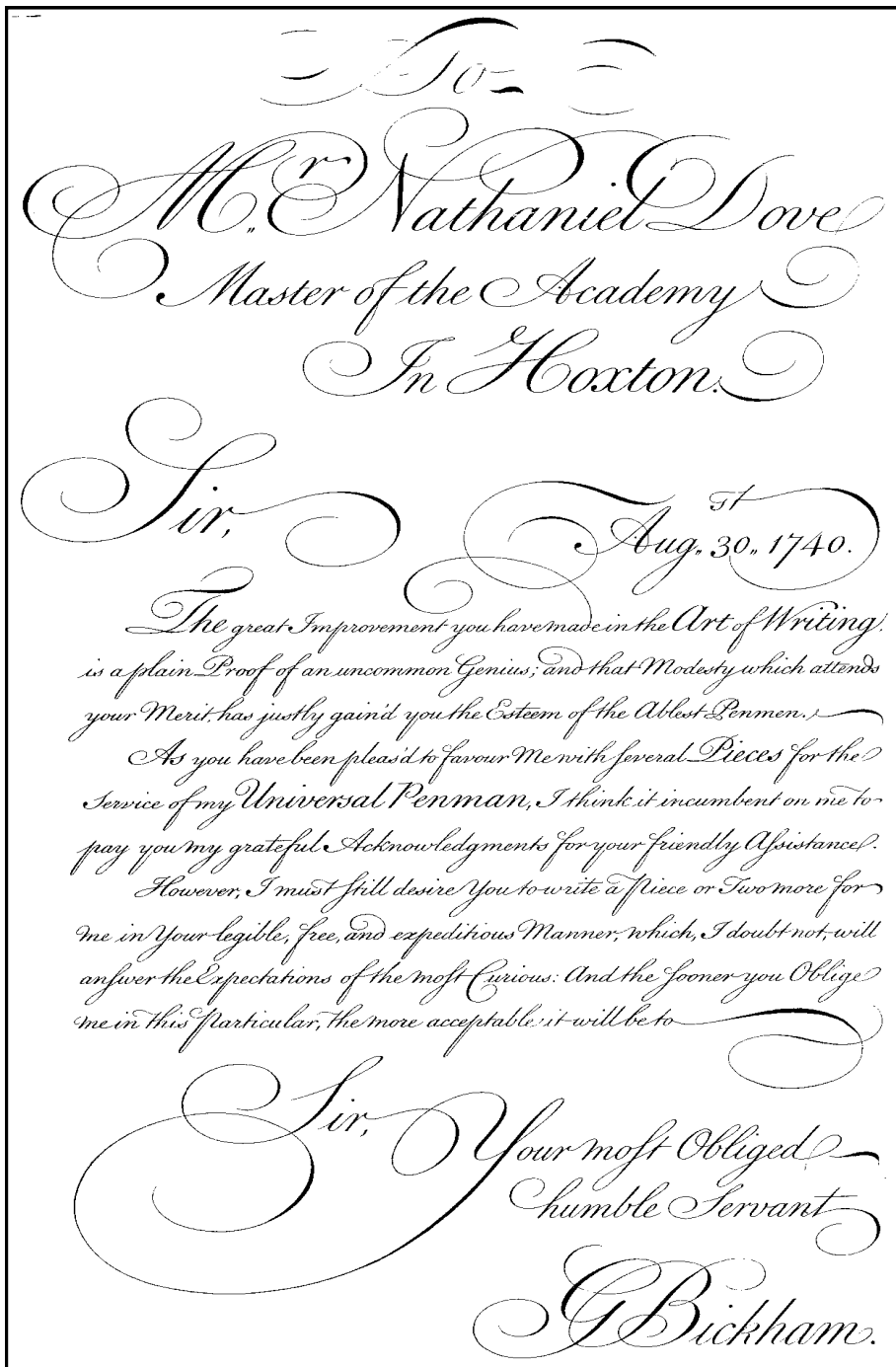
Write a Letter

Activity
Page 13



During the French and Indian War hand written letters were the primary means of communication over long distances. These letters provide Historians with a wealth of information about the past. Below is an example of a letter and the primary style of forming letters called Round Hand.

Try using Round Hand to write a letter to a friend or family member...



Cut out the Round Hand Template to practice your writing style.

French & Indian War A Taste of History

Activity
Page 14



One of the best ways to experience history is by eating foods that the people in the past ate. During the French & Indian War most English soldiers received weekly rations which included:

- Bread.....7 pounds or the same quantity of flour
- Beef.....7 pounds or In lieu there of 9 pounds of Pork
- Peas.....7 pints or half the quantity of rice
- Butter.....6 ounces
- Rice..... $\frac{1}{2}$ pound

Loudoun's Instructions to Bouquet, March 1757

Below is a recipe that includes some of the things soldiers received and something they may have grown in gardens near their camp. Try this recipe at home with your family:

To Stew Beef-Gobbets

Get any piece of beef except the leg, cut it in pieces about the bigness of a pullet's egg, put them in a stew-pan, cover them with water, let them stew, skim them clean, and when they have stewed an hour, take mace, cloves and whole pepper tied in a muslin rag loose, some celery cut small, put them into the pan with some salt, turnips and carrots pared and cut into slices, a little parsley, a bundle of sweet herbs, and a large crust of bread. You may put in an ounce of barley or rice, if you like it. Cover it close, and let it stew till it is tender; take out the herbs, spices, and bread, and have ready fried a French roll cut in four. Dish up all together and send it to the table.

The Art of Cookery Made Plain & Easy
Hannah Glasse, 1747 & 1796


Pullet eggs are laid by chickens less than one year old, and would be rated as small or pewee if found in the grocery store or farmers' market (15 to 18 oz per dozen eggs)

Skim off the unattractive froth and scum from your pot using a slotted spoon

Sweet herbs include parsley, thyme, chives and chervil, rosemary, savory marjoram, sorrel, lettuce and spinach

For more yummy colonial dishes use your favorite search engine using 18th century recipes as your search words. Have fun!

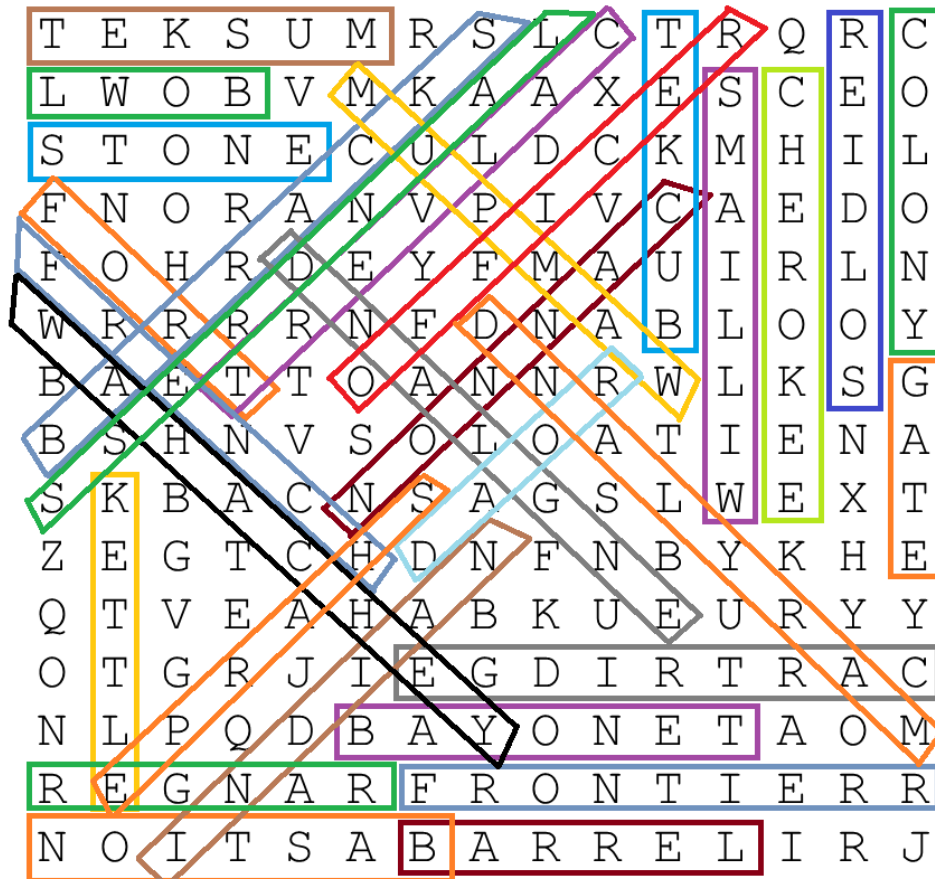
Activity Booklet Answer Key



Activity Page 1:

Activity Page 2: $4 \text{ wagons} \times 4480\text{lbs (2 English Tons)} = 17920\text{lbs} \div 1500\text{lbs} = 11.94$ or 12 wagons
 4 wagons carrying 2 tons each divided by pounds a wagon can carry west of Fort Frederick

Activity Page 3:



Activity Booklet Answer Key



Activity Page 4: Check your answers at webstersdictionary1828.com


Activity Page 5: Message should read - "Arrived this day 10 wagons from Fort Frederick in Maryland with 60 barrels of Irish beef."

Activity Page 6: 1. European Starling 2. English Red Fox 3. English House Sparrow

Activity Page 11:

French & Indian War
Cherokee Trade Goods
Coloring Page

Activity Page 11



In the spring of 1757, sixty-two Cherokee came to Fort Frederick and offered Maryland their assistance in the fight against the French and their Indian allies. In return they asked that they be provided with presents.

Below is a list of some of the presents they requested. Draw a line between the present and the object on the Cherokee warrior.

- Wampum
- Dutch match coats
- Shirt
- Ribbons of different colors
- Ear bits
- Silver arm and wrist bands
- Half-thicks for leghorns

This webpage can help:
<https://aparclofstroudsduffieldsblanket.weebly.com/basics-for-men.html>

